

IGLU

Spare Parts Catalogue



Lamps and Lamp Holders

380770



Led
cable L=960 mm

Iglu B0088600 K0040800

Microswitches

380772



Snap action door microswitch 5A 250V
dim. 27x25 mm, 1NC

Iglu B0048100 K0043600

585496



Magnetic microswitch E530 1NO 250V 0,4A
dim. 20x65x9 mm; cable L=1000 mm

Iglu BEH01001

Terminal Boards

319090



Terminal board 14 poles 2,5 mmq - 400V
dim. 175x37 mm

Iglu BEE01002 K0001600

Heating Elements

380774



Heater cartridge PTC 180W 230V
Ø 12x165 mm; thread G3/8"; cable L=2000 mm

Iglu B0106400 K0042400

380775



Heating cable 6,5W 230V
(sold by meter)

Iglu B0315700 K0051000

585424



Heating cable 9,25W 230V
L=5020 mm

Iglu B0163400

319972



Heating cable 11W 230V L=1600 mm
for 2 doors tables BT - TN

Iglu BED00021 K0008300

Heating Elements

319978



Heating cable 20W 230V L=2000 mm
for 3 and 4 doors tables BT - TN

Iglu B0110501 K0044700

585425



Defrosting heating element 2x175W 230V
dim. 405x90 mm; cable L=2000 mm

Iglu B0115600

319944



Defrosting heating element 150W 250V
dim. 55x485 mm, cable L=3200 mm

Iglu B0027604 K0011900

585421



Defrosting heating element 400W 230V
dim. 390x50x80 mm; cable L=2000 mm

Iglu B0417800

380776



Heating element evaporator 300W 230V
dim. Ø 8,5x400 mm; cable L= 3500 mm

Iglu BEL00007 BEL01016 K0008200

Thermostats

585649



Safety thermostat for heating element
cable L=1960 mm

Iglu BEM01010 X0172600

Fans

585422



Fan Ø 200 mm

Iglu B0214400

531364



Compact fan 120x120x38 mm - 20W 230V 50/60Hz
no cable; faston connection 2,8x0,5 mm; 2550 rpm; ball bearing

Iglu BVA01002 K0009500

Fans

312224



Pentavalent motor EBM 36/10W - high quality
230V 50/60Hz - 1300/1550 rpm; with cable L=1500 mm; 5 different kind of fittings

312225



Pentavalent motor EBM 16W - high quality
230V 50/60Hz - 1300/1550 rpm; with cable L=1500 mm; 5 different kind of fittings

312226



Pentavalent motor EBM 18W - high quality
230/240V 50/60Hz - 1300/1550 rpm; with cable L=1500 mm; 5 different kind of fittings

312227



Pentavalent motor EBM 25/90W - high quality
230/240V 50/60Hz; 1300/1550 rpm - with cable L=900 mm

311605



Pentavalent motor EBM 34W - high quality
230V 50/60Hz - 1300/1550 rpm; with cable L=1500 mm

584585



Pentavalent motor 12/20W
220-240V 50/60Hz - 1400rpm; cable L=1500 mm; faston F6,3 mm

Iglu

BVA00003

316414



Tangential fan Ø 60x180 mm; 28W 230V 50/60 Hz
cable L=2700 mm; 2150rpm

Iglu

B0008500

K0000900

Drain components

586111



Condenser collecting tray
dim. 130x280x40 mm

Iglu

BPL01003

319089



Drain plate 1/2"
overflow pipe hole Ø 15,5 mm; H=80 mm; with nut - 1 plus cabinets

Iglu

B0172400

K0083500

Hinges

319102



Hinge with spring 22x22x96 mm
with shaft dim. 7,5x7,5xh9 mm

Iglu B0148700 K0059000

319091



Hinge pin

Iglu B0085100 K0091200

585486



Hinge pin Ø 5x22 mm M5
CH8

Iglu BRD00022 BRD01009

319097



Lower door hinge

Iglu G0372800 K0086000

320009



Plate lower hinge 50x28x2 mm

Iglu B0003500 K0005100

319098



Upper hinge

Iglu G0240701 K0101300

585485



Upper hinge
dim. 45x40x20 mm

Iglu GMA00131

319120



Plug for hinges 22x22xh22 mm PVC

Iglu B0097500 K0078700

319990



Upper hinge bushing, teflon
Øint. 5 mm Øext. 8/12 mm L=16 mm

Iglu BPG00002 K0018900

Structural components

586948



Plug Ø 16/31,5xh21 mm

Iglu BPX01064

378629



Covering 665x532x300 mm
1400lt Rivacold

Iglu B0164500 K0066600


583096



Base 550x663x35 mm
700/1400LT INTEGRA

Iglu B0275900 K0271600

584666



Protectionvgrid
dim. 340x280 mm

Iglu G0159900

Slide Ways - Shelf Supports

319087



Shelf runners 615x30x15 mm [COUPLE]
for 1400 lt GN2/1 cabinets

Iglu CGG/8V PLUS CGG/8VPLU S_34+35

320010



Shelf runner L=575 mm AISI 304
[COUPLE]
For tables GN depth 700 mm shape "C"

Iglu CGG/7

583399



Telescopic runner - L 585/850/1195 mm
[couple]
1Plus prof.700

Iglu B0042400 K0009400

Small Mechanical Parts

319088



Door lock with barrel Ø 19x26 mm

Iglu BRS00004 BRS01000 K0038600

Membranes

380773



Adhesive membrane 150x52 mm

Iglu B0082701 K0033600 K0033601 K0033602

533609



Adhesive membrane 150x53 mm

Iglu B0082801 K0040900 K0040901

585776



Adhesive membrane 52x150 mm

Iglu BPE00005

319084



Adhesive membrane 150x52 mm

Iglu BPE00001 K0043000

584670



Adhesive membrane 57x152 mm

Iglu B0054200 K0031800

Printed Circuit Boards

380777



Motherboard

Iglu B0078500 B0369600 BEA00020 BEA01003

380778



Motherboard

To order replacement kit provide PNC appliance

Iglu B0053000 K0012600

583088



Motherboard
dim. 72x155 mm

Iglu BEA01011 K0106700

380780



Interface board
dim. 25x140 mm

Iglu BEA01002 BRX00020 K0033501

Probes

435227



Probe NTC 1500 mm, black, bulb Ø 6x15 mm
TPE coated cable - IP67; working range -40+110°C

435228



Probe NTC, L=3000 mm, black, bulb Ø 6x15 mm
TPE coated cable - IP67; working range -40 + +110°C

Iglu

BEH00006

BEH01003

BEH01006

K0014600

532952



Probe NTC, L=1500 mm, blue, bulb Ø 6x20 mm, cavity
wire end sleeve, TPE cable with sheath - IP68; bulb st. steel; working range -50+105°C

435281



Probe NTC, L=2000 mm, blue, bulb Ø 6x20 mm, cavity
wire end sleeve, cable with sheath TPE - IP68; bulb steel, working range -50+105°C

435167



Probe NTC, L=3000 mm, blue, bulb Ø 6x20 mm, cavity
wire end sleeve, cable with sheath TPE - IP68; bulb steel; working range -50+105°C

435116



Probe NTC, L=4000 mm, blue, bulb Ø 6x20 mm, cavity
wire end sleeve, cable with sheath TPE - IP68; bulb steel, working range -50+105°C

435276



Probe NTC, L=1500 mm, blue, bulb Ø 6x20 mm, cavity
Connection Lumberg, cable with sheath TPE - IP68; bulb steel; working range -50+105°C

435277



Probe NTC, L=2000 mm, blue, bulb Ø 6x20 mm, cavity
Connection Lumberg, cable with sheath TPE - IP68; bulb steel, working range -50+105°C

435990



Probe NTC, L=4000 mm, blue, bulb Ø 6x20 mm, cavity
Connection Lumberg, cable with sheath TPE - IP68; bulb steel; working range -50+105°C

436120



Probe NTC, L=2000 mm, yellow/black, bulb Ø 6x40 mm
Cavity+condenser, Lumberg connector, TPE cable with sheath - IP68; bulb st. steel Ø 6x40 mm; working range -50+105°C

535433



Probe NTC, L=1500 mm, green, bulb Ø 6x40 mm, evaporator
wire end sleeve, TPE cable with sheath - IP68; bulb st. steel Ø 6x40 mm; working range -50+105°C

535324



Probe NTC, L=2000 mm, green, bulb Ø 6x40 mm, evaporator
wire end sleeve, TPE cable with sheath - IP68; bulb st. steel Ø 6x40 mm; working range -50+105°C

Probes

535436



Probe NTC L=3000 mm, green, bulb Ø 6x40 mm, evaporator
wire end sleeve, TPE cable with sheath and polyurethane resin - IP68; st. steel bulb ; working range -50+105°C

610872



Probe NTC, L=4000 mm, green, bulb Ø 6x40 mm, evaporator
wire end sleeve, cable with sheath TPE - IP68; bulb steel, working range -50+105°C

535434



Probe NTC, L=1500 mm, green, bulb Ø 6x40 mm, evaporator
Lumberg connector , TPE cable with sheath - IP68; bulb st. steel Ø 6x40 mm; working range -50+105°C

535435



Probe NTC, L=2000 mm, green, bulb Ø 6x40 mm, evaporator
Lumberg connector , TPE cable with sheath - IP68; bulb st. steel Ø 6x40 mm; working range -50+105°C

610751



Probe NTC, L=3600 mm, green, bulb Ø 6x40 mm, evaporator
Lumberg connector, TPE cable with sheath - IP68; bulb st. steel; working range -50+105°C

618875



Probe PTC L=1500 mm, black PVC, bulb Ø 6x30 mm, IP68
wire end sleeve, TPE cable - IP68; bulb st. steel; working range -50+105°C

618876



Probe PTC L=3000 mm, black PVC, bulb Ø 6x40 mm IP68
wire end sleeve, TPE cable - IP68; bulb st. steel; working range -50+105°C

349636



Probe PTC L=1500 mm, silicone, bulb Ø 6x40 mm, IP68
wire end sleeve, TPE cable - IP68; bulb st. steel Ø 6x40 mm; working range -50+105°C

435122



Probe PTC L=3000 mm, silicone, bulb Ø 6x40 mm IP68
wire end sleeve, TPE cable - IP68; bulb st. steel; working range -50+105°C

584974



Core probe 90° multipoint
bulb Ø 4,5xLtot. 100 mm; cable L=1600 mm + 3000 mm

Iglu

B0146700

Thermoregulators

319940



Thermoregulator XR60CX 230V 50/60Hz 0-60°C

NTC-PTC probe, 2 relays 8A+ 1 relay 20A, mounting hole 71x29 mm - programmed for autonomous table TRGUC/2V

Iglu

B0147500

K0072300

583762



Thermoregulator IDNext902 P 230V AIR-HC

1 digital input SELV; 1 analog input PTC or NTC or Pt1000 selectable; 1 digital output SPDT 10(6)A 230V; 1 x TTL; dim. 81x35x60 mm; mounting hole 71x29 mm

586133



Thermoregulator IDNext961 P 230V AIR-HC

1 digital input SELV; 1 analog input PTC or NTC or Pt1000 selectable; 1 digital output SPST 2Hp/12(8)A 230V; 1 x TTL; dim. 81x35x60 mm; mounting hole 71x29 mm

601801



Thermoregulator IDNext961 P 230V AIR-HC with NTC probe

1 digital input SELV; 1 analog input PTC or NTC or Pt1000 selectable; 1 digital output SPST 2Hp/12(8)A 230V; 1 x TTL; dim. 81x35x60 mm; mounting hole 71x29 mm; NTC probe L=1500 mm; black; bulb Ø 6x15 mm; TPE coated cable - IP67; working range -40+110°C

586134



Thermoregulator IDNext971 P 230V BUZ AIR-HC

1 digital input SELV; 2 analog input PTC or NTC or Pt1000 selectable; 1 digital output SPST 2Hp/12(8)A 230V; 1 digital output SPDT 0,5Hp/8(4)A 230V; 1 x TTL; dim. 81x35x60 mm; mounting hole 71x29 mm

601802



Thermoregulator IDNext971 P 230V BUZ AIR-HC

1 digital input SELV; 2 analog input PTC or NTC or Pt1000 selectable; 1 digital output SPST 2Hp/12(8)A 230V; 1 digital output SPDT 0,5Hp/8(4)A 230V; 1 x TTL; dim. 81x35x60 mm; mounting hole 71x29 mm; NTC probe L=1500 mm; black; bulb Ø 6x15 mm; TPE coated

586135



Thermoregulator IDNext974 P 230V BUZ-HC

1 digital input SELV; 2 analog input PTC or NTC or Pt1000 selectable; 1 digital output SPST 2Hp/12(8)A 230V; 1 digital output SPDT 0,5Hp/8(4)A 230V; 1 digital output SPST 5(2)A 230V; 1 x TTL; dim. 81x35x60 mm; mounting hole 71x29 mm

601803



Thermoregulator IDNext974 P 230V BUZ-HC with NTC probes

1 digital input SELV; 2 analog input PTC or NTC or Pt1000 selectable; 1 digital output SPST 2Hp/12(8)A 230V; 1 digital output SPDT 0,5Hp/8(4)A 230V; 1 digital output SPST 5(2)A 230V; 1 x TTL; dim. 81x35x60 mm; mounting hole 71x29 mm; 2 x NTC probe L=1500

586150



Dongle BTLE 4.2 Datalog Air

Temp. range: -20 - 65°C; Umidity range: 0-90%; Power Supply: 2.7-5V; Freq. range: 2402-2480 MHz; Transm. range: 10m; Abs: <50 mW; Memory: 10080Mb; Serial port: 1xTTL; Installation: Screw

586155



Cable 5V JST XHP-5 / MOLEX 5263 PVC L=950 mm

Compressors

522394



Compressor NT2180GK R404A
230V 50Hz

Iglu B0040400 K0000700

320079



Compressor EMT 6165GK R404A
220-240V 50Hz

Iglu B0040201 K0000600

Condensators

319982



Condenser 258x255x160 mm
complete with fan 16/60W 220/240V 50/60Hz

Iglu B0245600 K0001800

319985



Condenser 285x285x155 mm
complete with fan 18/73W 230V 50/60Hz
0,52A - TCG

Iglu K0001900

Evaporator

380690



Evaporator 450x300x50 mm
TCGS - TRGS

Iglu B0008400 BFD00022 BFD01044 K0001700

582145



Evaporator 70 Lt
dim. 125x370x245 mm

Iglu B0117300 K0045400

584848



Evaporator 503x200x235 mm
1400lt

Iglu B0117500

Dehydrator filters

584413



Dehydrator filter GR.30 3 ways Ø 24x145
mm
Ø IN 6mm - OUT 6 mm

Iglu B0247300 K0026300

Expansion valves

319968



Thermostatic expansion valve TUB - R404A R507
Inox welding connections, for BT tables

Iglu

B0128900

K0031200

319964



Thermostatic expansion valve TUB - R404A R507
Inox welding connections, without equalizer;
for TN tables


Iglu

B0058400

K0037900

Magnetic gaskets

324645



Magnetic gasket 396x589 mm

Iglu

B0141700

K0077700

380747



Magnetic gasket 172x390 mm
for drawer

Iglu

B0118501

K0065300

380763



Magnetic gasket 172x404 mm
for drawer

Iglu

B0002201

K0003900

380757



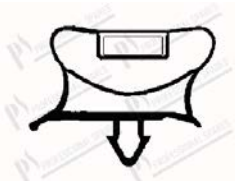
Magnetic gasket 198x382 mm
for drawer

Iglu

B0017602

K0004100

380761



Magnetic gasket 258x385 mm
for drawer

Iglu

B0002301

K0003600

380751



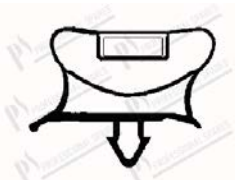
Magnetic gasket 270x470 mm
grey, snap-in gasket

Iglu

B0020901

K0004700

380753



Magnetic gasket 314x404 mm
for drawer

Iglu

B0017502

K0003700

310483



Magnetic gasket 339x404 mm
for drawer

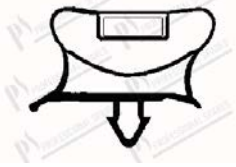
Iglu

B0021802

K0003800

Magnetic gaskets

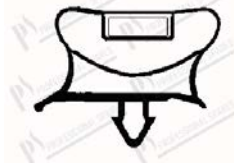
535146



Magnetic gasket 385x635 mm
for door

Iglu K0003400

310480



Magnetic gasket 385x689 mm
grey, snap-in gasket

Iglu K0003500

316509



Magnetic gasket 390x577 mm

Iglu B0002001 K0003300

380745



Magnetic gasket 392x410 mm
for drawer

Iglu B0099200 K0039600

585626



Magnetic gasket 392x640 mm
grey, snap-in gasket GN H=710

Iglu B0017402 BPB01097 BPB01398

585665



Magnetic gasket 392x690 mm

Iglu B0021702 BPB01381

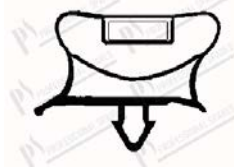
380760



Magnetic gasket 404x461 mm
for drawer

Iglu B0017702 K0004400

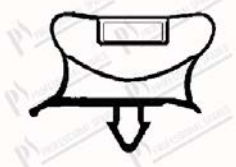
380767



Magnetic gasket 470x640 mm
grey snap-in gasket

Iglu B0043602 K0004500

316505



Magnetic gasket 470x579 mm
grey snap-in gasket

Iglu B0005101 K0003200

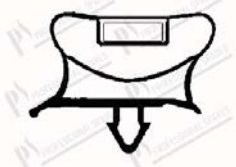
380768



Magnetic gasket 535x760 mm
grey snap-in gasket

Iglu B0023301 K0004900

319122



Magnetic gasket 564x1560 mm
for door

Iglu B0157600 K0075700

583030



Magnetic gasket 578x602 mm
for door

Iglu B0059700 K0031700

Magnetic gaskets

319121



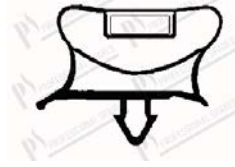
Magnetic gasket 620x1616 mm

Iglu

B0157700

K0075600

324223



Magnetic gasket 642x1533 mm
grey, snap-in gasket

Iglu

BPB00218

K0031400

Grids and Shelves

441284



Gridded shelf in grey rilsan GN 1/1
dim. 325x530 mm

Iglu

RGR/G
GN1/1

441317



Gridded shelf in grey rilsan GN 2/1
dim. 650x530 mm with stopper

Iglu

RGR/G
GN2/1

585082



Gridded shelf in grey rilsan GN 2/1
dim. 400x600 mm

Iglu

B0012600

583494



Gridded shelf 490x370 mm INOX
Table GN P=700

Iglu

B0031501

Crimp terminals assortment case - TOP QUALITY - 1660 pieces



code **description**
585630 Crimp terminals assortment case
22 sections - 1660 pieces



Content description

pic.	description	colour	quantity
A	end sleeve 1 mm ² L=8 mm	Yellow	100 PCs
	end sleeve 1,5 mm ² L=10 mm	Red	100 PCs
	end sleeve 2,5 mm ² L=12 mm	Blue	100 PCs
	end sleeve 4 mm ² L=12 mm	Grey	50 PCs
	end sleeve 6 mm ² L=12 mm	Black	50 PCs
	end sleeve 10 mm ² L=12 mm	White	50 PCs
	B	Pre-insulated faston 1,5 - 2,5 mm ² 4,8x0,8 mm	Blue
Pre-insulated faston 1,5 - 2,5 mm ² 6,3x0,8 mm		Blue	80 PCs
C	M/F piggy back faston 1,5 - 2,5 mm ² 6,3x0,8 mm	Blue	50 PCs
D	butt connector 1,5 - 2,5 mm ²	Blue	50 PCs
	butt connector 4 - 6 mm ²	Yellow	50 PCs
E	blue insulated eyelet Ø 4 mm 1,5 - 2,5 mm ²	Blue	100 PCs
	blue insulated eyelet Ø 5 mm 1,5 - 2,5 mm ²	Blue	50 PCs
	yellow insulated eyelet Ø 5 mm 1,5 - 2,5 mm ²	Yellow	50 PCs
F	Blue insulated fork d=4 mm 1,5 - 2,5 mm ²	Blue	100 PCs
	Blue insulated fork d=6 mm 4 - 6 mm ²	Blue	50 PCs
G	insulated M faston 2,8x0,8 mm 1,5 - 2,5 mm ²	Red	100 PCs
H	short M faston 6,3x0,8 mm 1 - 2,5 mm ²	Grey	100 PCs
I	short M faston cover 6,3x0,8 mm	White	50 PCs
J	F nickel-plated steel faston 6,3x0,8 mm 0,5 - 1 mm ²	Grey	100 PCs
J	F nickel-plated steel faston 6,3x0,8 mm 1 - 2,5 mm ²	Grey	100 PCs
	nickel-plated steel piggyback 1 - 2,5 mm ²	Grey	100 PCs

