



WINTERHALTER

Spare Parts Catalogue




Undercounter



Hood Type



Warewasher



Rack Type

Undercounter



**ELECTRICAL
PARTS**

**WATER
PARTS**

**MECHANICAL
PARTS**

**ELECTRONIC
PARTS**

GASKETS

ACCESSORIES

Switches, Push Buttons, Selectors

340546



White double-pole backlit switch 22x30 mm; 0-I
10(6)A 250V; faston 6,3x0,8 mm - waterproof

3124034

3124035

340606



Green double-pole backlit switch 22x30 mm
2NO; 16(4)A 230V; faston 6,3x0,8 mm; Tmax 85°C

3124185

Contactors and Relays

585609



Mini contactor B7-30-01-F with faston F6,3x0,8 mm
5,5kW 4P; 220-240V 40/450Hz; 3 cont. NO + 1 aux NC; dim. 46,5x48x42 mm

_3104154

379957



Mini contactor B7-30-01
5,5kW 4P; 220-240V 40/450Hz; 3 cont. NO + 1 aux NC; dim. 46,5x48x42 mm

3104154

340924



Contactor AF16-30-01-13
7,5kW 400V 3P; 100-250VAC 50/60Hz; 1NC; dim. 75x45x85 mm

3000861

3104058

3104059

3104162

3104163

Microswitches**340254**

Magnetic microswitch Ø 5,7x25,5 mm
1NO
cable L=720 mm

30000364

3124296

3124297

312384

Floating microswitch Ø 17x76 mm 250V
32W N.O
thread M14x2, cable L=260 mm; faston F6,3 mm

5528255

339273

Bushing Ø 14,4x22/32xh11 mm

339229

Nut for floater microswitch

357963

O-ring 3,60x23,00 mm NBR

339229

Nut for floater microswitch
M14x2 - Ø 26,5x8 mm

60003989

Terminal Boards

340383



Terminal board 16 pole 1,5 mmq 450V
dim. 37x197 mm

3109154

Pressure Switches

316549



Pressure switch 1 level 0÷30 mbar
0,5÷3,5 VDC
Pmax 200 mbar

3126044

Fuses, Capacitors, RFI Filters

418004



Capacitor for power factor correction 5
µF 400V 50/60Hz
Ø 30x51 mm; with screw M8

3113099

3113171

340293



Anti-interference filter 0,15µF X1 +
3,3kOhm
250Vac; Ø 18x30 mm; Ltot. 240 mm; faston
F6,3 mm

3113114

334853



Capacitor for power factor correction
20µF 450V 50/60Hz
Ø 40x71 mm; with screw M8

3113062

435368



Fuse Ø 5x20 mm 4A 250V fast

3111123

441189



Capacitor for power factor correction
10µF 400V 50/60Hz
Ø 35x77 mm; with screw M8

3113120

435270



Fuse Ø 5x20 mm 6,3A 250V fast

3111043

Motors

344915



Shaft sealing Ø 7x20,4x9,4 mm

3102467

Pumps

341089



Drain pump 65W 220-240V 50Hz 0,6A
impeller Ø 43xh37 mm - connection Rast 5

30012591

3102480

3102493

340171



Drain pipe PPE Ø 40 mm 90° + Ø 22 mm 180°
L=1500 mm

339951



Chamber filter Ø 138x65 mm

341558



Wash pump 3 phase 620W 200V 50Hz [Kit]
impeller Ø 92 mm

30000167

341100



Drain manifold

324283



Service KIT

341523



Wash pump 1 phase 670/730W 220-240V
50/60Hz [Kit]
C=10µF/420V

60003595

341161



Drain manifold

324283



Service KIT

Pumps

341585



Wash pump single phase 730W 230V
50Hz
inlet Ø 63 mm; outlet Ø 53 mm; C=20µF/450V

348299



Wash pump 3 phases 1100W 1,5Hp
220/380V 50Hz
inlet Ø 63 mm, outlet Ø 53 mm

3102277

60417

334853



Capacitor for power factor correction 20µF
450V 50/60Hz

581980



Shell for pump

341088



Impeller Ø 106 mm

341081



Service KIT

3102089

3102265

3102419

341081



Service KIT

342235



Cooling fan Ø 142 mm

359995



Shell for pump

360118



Impeller Ø 110 mm 50Hz

412572



Shaft sealing Ø 24x10x14 mm / counter-seal
Ø 26x13x8 mm

412573



Shaft sealing Ø 24x11x15,5 mm /
counter-seal Ø 26x13x8 mm

342464



Gasket for pump FIR H=4x4 mm

Pumps

513155



Rinse pump 1 phase 270W 230V 1,3A
50Hz
inlet Ø 28 mm, outlet Ø 26 mm, cable for
capacitor L=460, cable L=1050 mm; C=5µF
400V

319913



Rinse pump 1 phase 270W 230V 1,3A
50/60Hz
inlet Ø 28 mm, outlet Ø 26 mm, C=5µF/400V

3102051

3102288

3102477

3102539

3102561

3102589

418004



Capacitor for power factor correction 5 µF
400V 50/60Hz

340627



Shell for pump

340627



Shell for pump

339905



O-ring 3,00x78,00 mm EPDM

339905



O-ring 3,00x78,00 mm EPDM

322713



Impeller Ø 74 mm

322713



Impeller Ø 74 mm

418004



Capacitor for power factor correction 5 µF
400V 50/60Hz

Pumps

341508



Rinse pump 1 phase 210W 220-240V 1A
60Hz
inlet Ø 28 mm; outlet Ø 26 mm; C=5µF 400V

3102445

339905



O-ring 3,00x78,00 mm EPDM

322713



Impeller Ø 74 mm

418004



Capacitor for power factor correction 5 µF
400V 50/60Hz

340627



Shell for pump

340627



Shell for pump
inlet Ø 28 mm, outlet Ø 26 mm

3102519

341161



Drain manifold

60003620

341100



Drain manifold

30000169

339850



Suction channel

60004467

581980



Shell for pump
inlet Ø 63 mm - outlet Ø 53 mm; supporting
pressure connection 1/2"

3102204

341088



Impeller Ø 106 mm

3102231

340998



Impeller Ø 116 mm

3102206

Pumps

322713



Impeller Ø 74 mm

3102466

610903



O-ring 3,53x158,30 mm EPDM
for pump ZF523V/ZF522SX

3102209

340996



Impeller Ø 110 mm
right M8 thread

3102273

341081



Service KIT

80002670

341385



Service KIT
impeller Ø 75 mm

60003593

340493



Service KIT

60003591

324283



Service KIT
impeller Ø 92 mm, flange with O-ring Ø 120 mm

3102538

60003592

341111



Service KIT
shaft seal Ø 23,7x10x13 mm / counter seal Ø 26,5x13x8 mm

80002673

341386



Service KIT
impeller Øext. 95 mm

30000769

Heating Elements

341351

Tank heater cartridge 1800W 200-255V
 Ø 20x215 mm; triangular flange 65,6x65,6 mm;
 Øint. 36 mm; cable L=320 mm; O-ring
 6,00x34,00 mm

30000122

341249

**Boiler heating elem. 4900W
 220-254V/380-440V with thermofuse**
 L=290 mm; triangular flange 83,8x78,7 mm;
 Øint. 50 mm; cables L=255 mm; O-ring
 6,00x46,00 mm

30000125

341364

Tank heater cartridge 2500W 200-255V
 Ø 20x215 mm; triangular flange 65,6x65,6 mm;
 Øint. 36 mm; cable L=320 mm; O-ring
 6,00x34,00 mm

30000123

30002495

316554

**Boiler heating element 5000W 380-420V
 [KIT]**
 L=285 mm; triangular flange; cables L=1500
 mm

60003598

60003602

341302

Heating element ECHFOIL 600W 230V
 dim. 115x310 mm; cable L=2000 mm; con
 termostato di sicurezza

60003653

341148

Heating element 90° 6,0 kw
 dim. 340x128 mm H=45 mm; faston 6,3; thread
 M5

3103025

341113

Boiler heating element 4980W 230/400V
 L=295 mm; flange Ø 60 mm; Øint. 47,5 mm;
 bulb housing L=210 mm; faston 6,3

3103030

316995

Heating element flange Øint 43x4 mm

0117003

319536

Heating element 2600W 230V [KIT]
 L=245 mm; triangular flange; cables L= 800
 mm

60003605

Cables

339858



Cable L=1500 mm

60003355
70300408

61005025
82000120

65005010

Thermostats

310045



Operating thermostat 1P 30÷90°C

coated capillary L=2400 mm; bulb Ø 6x100 mm; gland nut M9; D-Shaft Ø 6x4,6 mm

3125013

3125015

341166



Operating thermostat 3P 30÷93°C

capillare L=900 mm; bulbo Ø 6x175 mm; gland nut M9x1

3125011

Wash units

340961



Wash arm L=560 mm
6 nozzle

5507008

339503



Arm spring closing

340815



Wash arm 516x186 mm [Kit]

30002770

60004427

340525



Lower wash support [Kit]

339251



Plug Ø 31xh7 mm with O-ring

340145



Wash arm shaft Ø 18xHtot. 86 mm

340775



Wash arm 380x190 mm

62003744

340577



Wash arm 130x385 mm
8 nozzle

62003539

340726



Wash arm L=520 mm [Kit]
gasket Ø 53x58x2 mm

60003520

459528



Rinse arm L=495
connection M12

61006612

339298



Safety ring Ø 11,8x14,8x0,8 mm

339315



Flat washer Ø 14x20x1 mm

340405



Upper rinse arm shaft Ø 14 mm

Wash units

341490



Rinse arm L=495 mm [Kit]

61006613

340405



Upper rinse arm shaft Ø 14 mm

339178



Flat washer Ø 12,5x24x2,5 mm INOX

340764



Rinse arm L=495 mm [Kit]

60003515

60003821

339315



Flat washer Ø 14x20x1 mm

339298



Safety ring Ø 11,8x14,8x0,8 mm

340405



Upper rinse arm shaft Ø 14 mm
M12; Ltot. 36 mm

60003878

60004123

340142



Upper wrm shaft Ø 18xHtot. 66 mm

30000111

60004437

60005360

340145



Wash arm shaft Ø 18xHtot. 86 mm

30000112

60000401

60004438

324650



Holder for lower jets
Ø 68x58x88 mm

60003518

322185



Holder for lower jets

60003516

322171



Holder for lower jets
connection Ø 49 mm, Ø 14 mm, Ø 12 mm

62003345

Wash units

340525**Lower wash support [Kit]**

30000199

582017**Swirl Ø 8 mm Htot. 18,5 mm**

65002764

543913**Lower wash support [Kit]**
Elbow fitting Ø 15 mm; Elbow fitting Ø 12 mm

30013992

339786**Suction lance**
Ø 4x6 mm L=160 mm

60004729

543912**Upper water inlet manifold [Kit]**
Elbow fitting Ø 36 mm; Elbow fitting Ø 15,5 mm

30013991

339251**Plug Ø 31xh7 mm with O-ring**

60004854

340580**Upper water inlet manifold [Kit]**

30000200

340012**Plug Ø 13/24xh27 mm**

70007962

340738**Upper wash arm support**
dim. 78x62 mm

62003406

339818**Screw cap M10 - Ø 24 mm**

61005681

Wash units

339316



Rinse nozzle

65002754

589465



Support ring nut for inferior wash arm

60004872

339657



Rinse nozzle

2910312

582910



Wash arm support 3/4" L=28 mm

61004059

339079



Union nut for rinse jet
Ø 17,3x9 mm

62002812

339294



Ring nut Ø 34x15 mm

62001174

582018



Rinse nozzle Ø 1,7 mm H=21 mm

65002765

339579



Lock nut Ø 19x62x21 mm

60004870

339266



Retaining ring Ø 47,6x52,4x1,6 mm

60004430

582909



Bushing for wash arm support Ø 49xh28 mm

61002023

Wash units

339542



Rinse jet support

5510008

339307

Wash arm support
dim. 70x60x47,5 mm

62003287

339095

Retaining nut
WS60; H=11 mm

60003001

339292

Wash arm support
dim. 33,5x39x21 mm

62003020

339318

Nut 3/4"
Ø 16/32xh9 mm

62001808

339870

Nut G1/2" - H=15 mm
hole Ø 12,2 mm; CH24

2907301

582906

Nut 1" 1/4
H=24 mm

3501004

339503



Arm spring closing

2804041

339192



Swirl Ø 6,5xLtot. 16 mm

65002755

339533



Washing ramp terminal L=152 mm

60003802

Air-gaps

322058



Air break SET WSE

60003512

339293



Nut Øint. 26,2xh/8,5 mm

60004612

340673



Air brake [Kit]

30000127

339208



Ball Ø 14 mm

2801508

317510



Water filter Øext 19x19 mm L=100 mm

30013404

60003514

340442



Air brake [Kit]
Elbow fitting Ø 6,3 mm

30000114

60003525

340499



Air break [Kit]
Elbow fitting Ø 6 mm

5504024

Mixers and Accessories

340484



Big knob with tap head 1/2" - 1/4 turn [Kit]

2901226

340344



Small knob with tap head 1/2" - 1/4 turn [Kit]

2901225

Dispensers and Peristaltic pump

317522



Rinse aid hydraulic dispenser DB
115-230V - blue
inlet /outlet Ø 6 mm

3102591

3102598

324524



Stiff polyethylene blue hose Ø 4x6 mm
(sold by meter)

30000846

317523



Dosing pump detergent DT 115-240V -
white
inlet /outlet Ø 6 mm

3102590

3102597

379597



PVC transparent hose Ø 5x8 mm (sold
by meter)

30011373

4001024

356342



Hose PVC Ø 5x8 mm blue (sold by
meter)

30011374

4001027

312186



Hose PE Ø 6x8 mm blue (sold by meter)

30000847

Dispensers and Peristaltic pump

312250



Hose PE Ø 7x10 mm blue (sold by meter)

30000848

30008659

340874



Detergent/rinse aid tank [Kit]
dim. 525x170 mm

30000117

340582



Detergent inlet fitting M10 [Kit]
rubber holder Ø 6 mm; O-ring 2,50x10,00
EPDM

61005883

340813



Small detergent/rinse aid tank [Kit]
dim. 385x170 mm

30000118

340123



Fitting for dosing hoses Ø 4x6x30 mm (5
pcs) [Kit]
10 x two-wire hose clamp Ø 7÷7,5 mm

30000012

339511



Float for detergent container (2 pcs)
Ø 15x29,50 mm

30000331

340604



Suction lance for rinse aid Ø 25x435 mm
pipe Ø 5x8x3000 mm; cable L=3000 mm

30000011

339941



Left cover
dim. 192x60x250 mm

60004533

340605



Suction lance for Detergent Ø 25x435
mm
pipe Ø 5x8x3000 mm; cable L=3000 mm

30000010

Solenoid Valves and Reducers

200270



**Solenoid valve 180° - 1 way - 220/240V
50/60Hz - Ø 14 mm**
with fastons; inlet Ø 3/4" with filter; Tmax
90°C

3106174

316563



**Solenoid valve 180° - 1 way - 220/240V
50/60Hz - Ø 10,5 mm**
rast5; inlet Ø 3/4" with filter and inlet reducer 4
lt/min; Tmax 90°C

3106250

315218



**Solenoid valve 180° - 1 way - 220/240V
50/60Hz - Ø 14 mm**
with fastons; inlet Ø 3/4" with filter and inlet
reducer 14 lt/min; Tmax 90°C

3106044

3106180

613616



**Solenoid valve 180° - 1 way - 220/240V
50/60Hz - Ø 14 mm**
rast 5; inlet Ø 3/4" with filter and inlet reducer
5 lt/min; Tmax 90°C

3106215

340283



**Solenoid valve 180° - 1 way - 220/240V
50/60Hz - Ø 10,5 mm**
with fastons; inlet Ø 3/4" with filter

3106187

317528



**Solenoid valve 180° - 1 way - 220/240V
50/60Hz - Ø 14 mm**
rast 5; inlet Ø 3/4" with filter and inlet reducer
15 lt/min; Tmax 90°C

3106214

319320



**Solenoid valve 180° - 2 ways - 220/240V
50/60Hz - Ø 14 mm**
with fastons 90°; inlet Ø 3/4" with filter; Tmax
90°C

3106043

3106182

324116



Solenoid valve filter - Müller
dim. Ø 19,50x10,50 mm

3106186

340933



**Solenoid valve 180° - 1 way - 220-240V
50/60Hz - Ø 10,5 mm**
with fastons; inlet Ø 3/4" with filter; outlet
reducer 3 lt/min; Tmax 90°C

3106211

Ball valves, Pipe fittings

339806



Reducing straight connector \varnothing 6-4 mm
with hose L=36 mm - JG

30000823

311391



Connection 90° for hose \varnothing 10 mm - JG

30000834

340081



Reducing straight connector \varnothing 1/4"-5/32"
with hose L=36 mm
reducing straight connector \varnothing 8-4 mm - JG

30000756

30008010

339599



Reducing 90° connector \varnothing 12-6 mm - JG

30000824

300384



Connection T for pipe \varnothing 8/8 mm - JG
(10 pcs)

30000808

30008016

312231



Junction 90° for hose \varnothing 6 mm - JG
with rubber holder \varnothing 6 mm

30000800

318264



Connection 90° for hose \varnothing 6 mm - JG

30000798

312240



Connection 90° for hose \varnothing 8 mm - JG
with rubber holder \varnothing 8 mm

30000809

582711



Connection 90° for hose \varnothing 8 mm - JG

30000806

30008014

312168



Connection 90° for hose \varnothing 10 mm - JG
with rubber holder \varnothing 10 mm

30000796

30011942

83000845

Ball valves, Pipe fittings

339714

End connection 1/4" with O-ring
for hose \varnothing 10 mm

30000838

340401

Reducing connector 90° 3/8" - 1/4"
reducing straight connector \varnothing 1/4"-5/32" with
hose L=40 mm

30000755

30000816

30008011

340350

Non-return valve L=116 mm

3501193

339872

Non-return valve L=59 mm
rubber holder \varnothing 11 mm

60004913

319915

Non-return valve [KIT]

60003510

60003846

Hoses

340858

Formed hose (syphon) Ø 36x45 mm - Ø
39x48 mm EPDM
dim. 540x125 mm

4003022

340160

Hose EPDM Ø 33x42 mm L=225 mm

60004843

340248

Formed hose Ø 26x34 mm

62003000

339055

Hose PE Ø 9x12x1000 mm trasparente

5101666

318438

Hose EPDM Ø 50x60 mm - L=100 mm
working temp. -35°C÷120°C; Pmax 6 bar

4002006

339021

Hose Ø 10x14 mm (vendita al metro)

4001050

582907

Hose 90° 3/4"
dim. 155x95 mm

3501005

438343

Rubber feeder hose 3/4" L=1500 mm
straight connection + 90° plastic connection;
nylon ring nut Ø 3/4"F; hose Ø 10x17 mm;
Pmax 10 bar; Tmax 90°C; WRAS/VDE
approved

4002045

200002

Hose EPDM Ø 12x19,5 mm (sold by
meter)
for hot water - not toxic - Pmax 10 bar -
working temp -35°C÷120°C

4002035

516977

Rubber feeder hose 3/4" L=2500 mm
straight connection + 90° plastic connection;
nylon ring nut Ø 3/4"F; hose Ø 13x18 mm;
Pmax 10bar Tmax 60°C

4002060

Hoses

524404



Feeder hose with armour 3/4" L=2000 mm DN13

straight connection + 90° connection; ring nut in nickel-plated brass Ø 3/4" F; Pmax 25 bar; Tmax 100°C; WRAS approved

2901321

340171



Drain pipe PPE Ø 40 mm 90° + Ø 22 mm 180° L=1500 mm

180° sleeve Ø int./ext. 40-23-19/46-28-24 mm, 90° sleeve Ø int./ext. 22/26 mm, Ø ext. tube 24 mm

60003738

Water conditioning

586439



Water softener Osmosi AT Excellence S
200/240V 50Hz
Tmax. +35°C; 90 l/h

200V0001

586438



Water softener DuoMatik 3
Tmax. 60°C, fiberglass cartridge

20000932

586440



Water softener Osmosi AT Excellence M
200/240V 50Hz
Tmax. +35°C; 180 l/h

201V0001

340294



Solenoid valve 220-240V 50/60Hz

83000402

586437



Water softener MonoMatik 3
Tmax. 50°C, fiberglass cartridge

20000826

340536



Solenoid valve 220-240V 50/60Hz

83000460

Water conditioning

341588



Softener

83000420

340294



Solenoid valve 220-240V 50/60Hz

325024



Refil filter cartridge Profine blue (small)
capacity 15000 lt

30000591

340688



Activated carbon filter AC-M

30011726

339383



Ring spanner
WS61; L=200 mm

60003376

341414



Filters [Kit]

5101446

582514



Acide citrique pour décalmatage CitRo
(200g)

30002054

340180



Funnel for UC series
L=185 mm

60005163

340227



Funnel for salt filling
Ø 153xh122,5 mm

83000501

Drain components

316750



Overflow pipe Ø 37x220 mm

2904250

61004192

316752



Overflow pipe filter Ø 58x185 mm

2904229

Filters

317508



Water filter 3/4"
Ltot=143 mm

80002153

80004911

324286



Filter Ø 135x50 mm

60003259

340130



Intake filter Ø 72 mm

62001956

340504



Filter Ø 100x150/170 mm

60004463

339951



Chamber filter Ø 138x65 mm

60004466

340331



Filter basket 135x65x110 mm

60003039

Structural components

340143

Separating plate right
dim. 250x381x50 mm

60004534

340680

Baseplate 500x595 mm

30000257

Handles

340974

Kit door handle
with 9 metal strips 500x10x1 mm - UC-L;
UC-M; UC-XL

30000129

Small Mechanical Parts

339298

Safety ring Ø 11,8x14,8x0,8 mm

60003023

339273

Bushing Ø 14,4x22/32xh11 mm

60003943

339147

Seeger Øint. 6x1 mm

71002952



Hexagonal nut self-locking

349349 M3
362938 M4
584320 M5
438438 M6
322630 M8

Small Mechanical Parts



Hexagonal nut INOX

362940 M4 H=3,2 mm
337045 M5 H=4 mm
200250 M6 H=5 mm
585480 M8 H=4 mm
358188 M8 H=5 mm
349283 M8 H=6,4 mm
390391 1/2" H=5,5 mm
358115 3/4" H=5 mm
339838 3/4" H=10 mm
339269 3/8" H=5,5 mm

519321



Hexagonal Flanged nut M5 INOX

2101310

310306



Double wire clamp Ø 7,8÷8,3 mm

2802348

339353



Hose clamp Ø 62÷82/12 mm - INOX

2802120

2802137

30002614

340046



Hose clamp Ø 155÷165/16 mm

62003437



Hose clamp INOX

438480 Ø 12÷22/9 mm
324768 Ø 23÷35/9 mm
441699 Ø 25÷40/9 mm
438464 Ø 32÷50/9 mm
359703 Ø 25÷40/12 mm
438463 Ø 50÷70/12 mm

339500



Tank water inlet [Kit]

61005339

339509



Washer 32,3x28x1,5 mm

61006076

432395



Flat washer Ø 5,3x15x1,2 mm

2205301

364457



Flat washer M8 Ø 8,5x15,7x1,4 mm INOX

2201303

Small Mechanical Parts

339178



Flat washer Ø 12,5x24x2,5 mm INOX

60003386

339134



Sheet metal screws L=35 mm

3101118

339315



Flat washer Ø 14x20x1 mm

60003487

339042



Screw Ø 3,9x11 mm

2020310

30001003

30011208

313641



Cylinder head bolts M5x12 mm INOX

2003307

339105



Thread-forming screw for plastic PTØ 5x9,5 mm

2017304

339125



Hexagonal head screw M4x25 mm - INOX

2001020

339170



Hexagonal head screw M10x16 mm

2001352

Lockings

339228



Hinge sliding roller
dim. 25x22,5x10,5 mm

60004595

Boilers

341448



Boiler 1 Heating element [Kit]
dim. 323x168x160 mm - UC-L; UC-M; UC-XL

30000119

317518



O-ring 6,00x46,00 mm

339379



Four-lipped sasket Ø 3,53x50,39 mm

519321



Hexagonal Flanged nut M5 INOX

340427



Connecting fitting for boiler Ø 34 mm [Kit]

340427



Connecting fitting for boiler Ø 34 mm [Kit]
Elbow fitting Ø 14 mm

30000116

339469



Clamping ring Ø 12x14/15x10 mm

2907300

339551



Nut G1/2" for pipe Ø 12 mm
CH24

2907201

Safety groups

339780



Rubber hose

60002453

Springs

339499



Right spring L=143 mm
wire Ø 3 mm

62001189

340408



Spring repairing set

60003998

339498



Left spring L=143 mm
wire Ø 3 mm

62001190

339835



Spring support
dim. 50x84x1,2 mm

60004515

340231



Tension spring Ø 15x140xLtot 170 mm
wire Ø 1,6 mm

60005139

340268



Tension spring Ø 15x165xLtot 190 mm
wire Ø 1,8 mm

60003697

Printed Circuit Boards

317697



Motherboard
dim. 160x245 mm - UC-L; UC-M; UC-XL

30000170

341525



Printed Circuit Board
dim. 65x230 mm - UC-L; UC-M; UC-XL

30000181

318034



Frequency converter 200-240V 50/60Hz
dim. 150x125 mm- UC-L; UC-M; UC-XL

30000121

543918



Display 4,6"
dim. 272x62x34,5 mm - UC

30014162

341546



Printed Circuit Board
dim. 160x245 mm - GS 202; GS 215; GS 310;
GS 315; GS 402; GS 502; GS 515; GS 630;
GS 640; GS 650; GS 660

3105139

3105140

3105141

341518



Printed Circuit Board
dim. 200x50 mm - GS 202; GS 215; GS 302;
GS 310; GS 315; GS 402; GS 502; GS 515;
GS 630; GS 640; GS 650; GS 660; STR

3124222

543920



Printed Circuit Board
dim. 175x260 mm- UC-L; UC-M; UC-XL

30014178

341057



Bus cable L=1240 mm [Kit]

339813



Display support L=255 mm

340658



Level sensor Printed Circuit Board
dim. 18x80 mm

3113164

341227



RFID reader
dim. 100x55x15 mm

30000395

Printed Circuit Boards

340220

Bus cable L=1300 mm
UC S/M/XL

60004690

543968

Main wiring harness CAN UC

60003042

339813

Display support L=255 mm

60003350

340394

Mounting plate

60003660

Probes

340567

Temperature sensor 0÷100°C [Kit]
dim. 49x22x12,5 mm

30000126

389593

Turbidity sensor

30000168

Probes

340112



Leakage sensor
pcb 26x26 mm

30000857

Inverter and motor controls

543911



Inverter 650W 200-240V 50/60Hz 5A [Kit]

30013886

Membranes

339522



Membrane keypads 105x30 mm GS402

62003679

339521



Membrane keypads 126x35 mm GS302

60004381

339525



Membrane keypads 125x35 mm GS202

62003677

340494



Membrane keypads 180x50 mm
GS 202; GS 215; GS 302; GS 310; GS 315;
GS 402; GS 502; GS 515; GS 640; GS 650;
GS 660

3124223

339527



Membrane keypads 125x35 mm GS215

62003678

340622



Membrane keypads 60x269 mm
UC-L; UC-M; UC-XL

3124291

60005083

Gaskets for dishwashers

339195



Ring Ø 29x33x2,4 mm

60004276

339395



Flat gasket Ø 53x58x2 mm

60003021

340490



Door gasket 432x370 mm

30000316

340523



Door gasket 435x370 mm

30000318

340511



Door gasket 575x463 mm

30000319

O-rings

O-ring



322187	1,00x10,00 mm EPDM
339048	1,50x12,00 mm EPDM
337070	1,78x11,11 mm EPDM
337098	1,78x15,60 mm EPDM
317704	2,00x6,00 mm NBR
339118	2,00x10,00 mm EPDM
339160	2,00x13,00 mm NBR
339114	2,50x10,00 EPDM
582099	2,62x7,59 mm EPDM
357929	2,62x28,25 mm EPDM
339154	3,00x20,00 mm EPDM
400553	3,50x21,00 mm NBR
582908	3,00x24,00 mm EPDM
339179	3,00x26,00 mm EPDM
331873	3,00x51,00 mm EPDM
324654	3,00x56,00 mm EPDM
344949	3,00x60,00 mm NBR
339905	3,00x78,00 mm EPDM
357961	3,53x20,22 mm NBR
416082	3,53x91,67 mm NBR
339339	4,00x27,00 mm NBR
357963	3,60x23,00 mm NBR
459662	4,50x29,50 mm EPDM
339258	6,00x34,00 mm EPDM
317518	6,00x46,00 mm
316553	7,00x43,00 mm EPDM
339232	7,00x60,00 mm NBR

Adhesive Gasket

339482



Adhesive insulating tape L=10000x9x2 mm

30001091

Flat gaskets

339090



Flat gasket Ø 10x18x1,5 mm - Fiber

2703003

582905



Lip gasket Ø 26x35,5x2 mm

2701003

Flat gaskets

339379



Four-lipped sasket Ø 3,53x50,39 mm

30000134

Dishwashing Baskets

586080



Basket 500x500xh100 mm - for cups and glasses

60209

586373



Container cutlery 110x110xh130 mm

60130

586120



Basket 500x500xh100mm - for cutlery

60208

586119



Basket 500x500xh100 mm - plastic 18 dishes or 12 soup plates

60205

Feet

339264



**Adjustable foot M8xHtot=59 mm
foot 24x10 mm**

62003652

339608



**Adjustable foot M8xHtot=129 mm
foot 24x10 mm**

60004274

Hood Type

**ELECTRICAL
PARTS**

**WATER
PARTS**

**MECHANICAL
PARTS**

**ELECTRONIC
PARTS**

GASKETS

ACCESSORIES



Switches, Push Buttons, Selectors

340606



Green double-pole backlit switch 22x30 mm
 2NO; 16(4)A 230V; faston 6,3x0,8 mm; Tmax 85°C

3124185

Contactors and Relays

340924



Contactor AF16-30-01-13
 7,5kW 400V 3P; 100-250VAC 50/60Hz; 1NC; dim. 75x45x85 mm

30000861
 3104162

3104058
 3104163

3104059

362526



Socket for relay serie 95.75
 250V 10A

3104157

340908



Contactor LC1SKGC200M7
 2,2kW 220V 1P; AC1:20A; AC3:5A; 2NO - screw

3104128

340194



Relay 1 contact 230V 50/60Hz 16A 250V

3104158

438774



Relay 2 contacts 230V 50/60Hz 8A 250V

3104159

3104196

Microswitches

340254



**Magnetic microswitch Ø 5,7x25,5 mm
1NO**
cable L=720 mm

30000364

3124296

3124297

339229



Nut for floater microswitch
M14x2 - Ø 26,5x8 mm

60003989

340480



Magnetic microswitch 1NO
dim. 15x32x7 mm; cable L=1000 mm

3124224

316515



Door magnet with support L=40 mm

61006243

312384



**Floating microswitch Ø 17x76 mm 250V
32W N.O**
thread M14x2, cable L=260 mm; faston F6,3 mm

5528255

339273



Bushing Ø 14,4x22/32xh11 mm

339229



Nut for floater microswitch

357963



O-ring 3,60x23,00 mm NBR

Pressure Switches

316549



Pressure switch 1 level 0÷30 mbar
0,5÷3,5 VDC
 Pmax 200 mbar

3126044

340987



Pressure switch 1 level Ø 45 mm 160/80 mbar
 connection 6 mm - Pmax 0,5 bar

80003155

Fuses, Capacitors, RFI Filters

418004



Capacitor for power factor correction 5 µF 400V 50/60Hz
 Ø 30x51 mm; with screw M8

3113099

3113171

582802



Capacitor for power factor correction 1,5 µF 450V 50/60Hz
 Ø 25x51 mm; with screw M8; cable L=250 mm

3113032

334853



Capacitor for power factor correction 20µF 450V 50/60Hz
 Ø 40x71 mm; with screw M8

3113062

340293



Anti-interference filter 0,15µF X1 + 3,3kOhm
 250Vac; Ø 18x30 mm; Ltot. 240 mm; faston F6,3 mm

3113114

339523



Capacitor for power factor correction 12,5µF 450V 50/60Hz
 Ø 40x70 mm; with screw M8

30000431

30012019

435368



Fuse Ø 5x20 mm 4A 250V fast

3111123

Fuses, Capacitors, RFI Filters

435270



Fuse Ø 5x20 mm 6,3A 250V fast

3111043

317937



Fuse Ø 5x20 mm 10A 250V slow

3111093

Motors

341511



Hood lifting gearmotor 12W 24Vdc
28 rpm

61006607

339574



Ball socket left - M8

2805501

340895



bushing
thread 3/4" Ø int. 12 mm

65004835

340670



Oscillation lever L=62x20 mm

61006181

339581



Ball socket right - M8

2805500

Pumps

341066



Drain pump 37W 220/240V 50Hz 0,29A
Pmax. 0,25bar.

30002172

341612



Wash pump 3 phase 1100W 230/400V 50Hz
inlet Ø 63 mm, outlet Ø 53 mm; 2800 rpm

3102411

60511

459661



Drain pump 170W 200-240V 50/60Hz
inlet Ø 24 mm; outlet Ø 24 mm; faston 6,3 mm

3102410

340171



Drain pipe PPE Ø 40 mm 90° + Ø 22 mm 180°
L=1500 mm

581980



Shell for pump

438438



Hexagonal nut M6 self-locking - INOX

357961



O-ring 3,53x20,22 mm NBR

341585



Wash pump single phase 730W 230V 50Hz
inlet Ø 63 mm; outlet Ø 53 mm; C=20µF/450V

3102277

60417

334853



Capacitor for power factor correction 20µF
450V 50/60Hz

341081



Service KIT

340998



Impeller Ø 116 mm

581980



Shell for pump

341088



Impeller Ø 106 mm

341081



Service KIT

Pumps

348299



Wash pump 3 phases 1100W 1,5Hp
220/380V 50Hz
inlet Ø 63 mm, outlet Ø 53 mm

325513



Wash pump 3 phases 1500W 230/400V
50Hz
inlet Ø 63 mm, outlet Ø 53 mm; 2800 rpm

3102089

3102265

3102419

3102470

341081



Service KIT

342235



Cooling fan Ø 142 mm

342235



Cooling fan Ø 142 mm

342464



Gasket for pump FIR H=4x4 mm

359995



Shell for pump

412573



Shaft sealing Ø 24x11x15,5 mm /
counter-seal Ø 26x13x8 mm

360118



Impeller Ø 110 mm 50Hz

342506



Impeller Ø 124 mm 50Hz

412572



Shaft sealing Ø 24x10x14 mm / counter-seal
Ø 26x13x8 mm

341610



Wash pump 3 phase 950W 230V 60Hz
inlet Ø 63 mm; outlet Ø 53 mm

412573



Shaft sealing Ø 24x11x15,5 mm /
counter-seal Ø 26x13x8 mm

30001012

341036



Impeller Ø 93 mm

342464



Gasket for pump FIR H=4x4 mm

341073



Service KIT

Pumps

513155



Rinse pump 1 phase 270W 230V 1,3A 50Hz
inlet Ø 28 mm, outlet Ø 26 mm, cable for capacitor L=460, cable L=1050 mm; C=5µF 400V

319913



Rinse pump 1 phase 270W 230V 1,3A 50/60Hz
inlet Ø 28 mm, outlet Ø 26 mm, C=5µF/400V

3102051

3102288

3102477

3102539

3102561

3102589

418004



Capacitor for power factor correction 5 µF 400V 50/60Hz

340627



Shell for pump

340627



Shell for pump

339905



O-ring 3,00x78,00 mm EPDM

339905



O-ring 3,00x78,00 mm EPDM

322713



Impeller Ø 74 mm

322713



Impeller Ø 74 mm

418004



Capacitor for power factor correction 5 µF 400V 50/60Hz

Pumps

341508



Rinse pump 1 phase 210W 220-240V 1A 60Hz
inlet Ø 28 mm; outlet Ø 26 mm; C=5µF 400V

3102445

339905



O-ring 3,00x78,00 mm EPDM

322713



Impeller Ø 74 mm

418004



Capacitor for power factor correction 5 µF 400V 50/60Hz

340627



Shell for pump

340627



Shell for pump
inlet Ø 28 mm, outlet Ø 26 mm

3102519

581980



Shell for pump
inlet Ø 63 mm - outlet Ø 53 mm; supporting pressure connection 1/2"

3102204

341088



Impeller Ø 106 mm

3102231

340998



Impeller Ø 116 mm

3102206

322713



Impeller Ø 74 mm

3102466

341036



Impeller Ø 93 mm
right M8 thread; for pump 341610

30001617

340996



Impeller Ø 110 mm
right M8 thread

3102273

Pumps**610903**

O-ring 3,53x158,30 mm EPDM
for pump ZF523V/ZF522SX

3102209

341081

Service KIT

80002670

341073

Service KIT
gasket \varnothing 3,6xh4,4 mm; shaft seal \varnothing
23,5x11x15 mm / counter seal \varnothing 26,5x12,8x8
mm; self-locking nut M8

30002598

341111

Service KIT
shaft seal \varnothing 23,7x10x13 mm / counter seal \varnothing
26,5x13x8 mm

80002673

341085

Service KIT

30002531

Heating Elements

341364

Tank heater cartridge 2500W 200-255V
 Ø 20x215 mm; triangular flange 65,6x65,6 mm;
 Øint. 36 mm; cable L=320 mm; O-ring
 6,00x34,00 mm

30000123

30002495

341148

Heating element 90° 6,0 kw
 dim. 340x128 mm H=45 mm; faston 6,3; thread
 M5

3103025

341262

**Tank heating element 3000W 230V with
 thermofuse**
 L=530 mm; flange Ø 60,5 mm, Øint. 47,5 mm;
 cable L=820 mm

30000219

30008048

341278

**Tank heating element 1800W 230-240V
 with gasket [Kit]**
 dim. 257x112 mm; faston 6,3 mm; with nuts
 and washer M5

61005231

341133

**Boiler heating elem. 6000W 230V with
 thermofuse**
 L=255 mm, flange Ø 60 mm, Øint. 47,5 mm;
 cable L=800 mm; O-ring 7,00x43,00 mm

30000231

30008050

3103158

339773

Heating element gasket 235x93x1,9 mm

82000014

341238

**Boiler heating elem. 6400W
 200/254V-380/440V with thermofuse**
 L=285 mm; flange 96x94 mm; cables L=580
 mm; O-ring 7,00x60,00 mm

30002176

316995

Heating element flange Øint 43x4 mm

0117003

341341

**Boiler heating elem. 10800W
 200/254V-380/440V with thermofuse**
 L=360 mm; flange 96x94 mm; cables L=580
 mm; O-ring 7,00x60,00 mm

30002177

30002178

Transformers

341334



Transformer 18W 50/60Hz
PRI.: 230Vac, SEC.: 18Vdc

3115020

Cables

339858



Cable L=1500 mm

60003355
70300408

61005025
82000120

65005010

Thermostats

310045



Operating thermostat 1P 30±90°C

coated capillary L=2400 mm; bulb Ø 6x100 mm; gland nut M9; D-Shaft Ø 6x4,6 mm

3125013

3125015

341166



Operating thermostat 3P 30±93°C

capillare L=900 mm; bulbo Ø 6x175 mm; gland nut M9x1

3125011

Wash units

340956



Wash arm L=536 mm
6 nozzle

61002795

340884



Wash arm 553x180 mm [Kit]
with 2 self-tapping screws Ø 2.9x6.5 mm

30002197

340902



Wash arm L=565 mm
6 nozzle

61005611

340726



Wash arm L=520 mm [Kit]
gasket Ø 53x58x2 mm

60003520

340840



Wash arm L=580 mm
6 nozzle

61005052

459528



Rinse arm L=495
connection M12

61006612

340815



Wash arm 516x186 mm [Kit]

30002770

60004427

339298



Safety ring Ø 11,8x14,8x0,8 mm

340525



Lower wash support [Kit]

339315



Flat washer Ø 14x20x1 mm

339251



Plug Ø 31xh7 mm with O-ring

340405



Upper rinse arm shaft Ø 14 mm

340145



Wash arm shaft Ø 18xHtot. 86 mm

Wash units

341490



Rinse arm L=495 mm [Kit]

61006613

340405



Upper rinse arm shaft Ø 14 mm

339178



Flat washer Ø 12,5x24x2,5 mm INOX

340764



Rinse arm L=495 mm [Kit]

60003515

60003821

339315



Flat washer Ø 14x20x1 mm

339298



Safety ring Ø 11,8x14,8x0,8 mm

341269



Rinse arm L=495 [Kit]

61006244

339818



Screw cap M10 - Ø 24 mm

340765



Rinse arm L=560 mm

54005499

65005462

339818



Screw cap M10 - Ø 24 mm

339877



Upper wash arm shaft Ø 16xHtot. 45,7 mm thread M12

61006241

340405



Upper rinse arm shaft Ø 14 mm M12; Ltot. 36 mm

60003878

60004123

340256



Lower rinse arm shaft Ø 18xHtot. 86 mm

61007023

61009631

340257



Upper wash arm shaft Ø 18/22xHtot. 65,5 mm

61007032

61009628

Wash units

340867



Lower wash arm shaft with magnet
Htot. 72,5 mm

61007030

340635



Upper wash arm support [Kit]

61006065

582427



Lower shaft Ltot.=90 mm

61007022

341151



Lower water inlet manifold

30002343

584068



Upper wash support [Kit]

30002151

582017



Swirl Ø 8 mm Htot. 18,5 mm

65002764

584069



Upper washarm support with motor
L=370 mm

61007015

340625



Rinse manifold

61006333

341353



Upper wash arm support without motor
L=370 mm

61007222

61007314

339251



Plug Ø 31x7 mm with O-ring

60004854

Wash units

340012



Plug Ø 13/24xh27 mm

70007962

339471



Adjusting ring for wash arm Ø 32x40x5 mm

60002540

339818



Screw cap M10 - Ø 24 mm

61005681

339430



Closing ring Ø 30/35x49,5x8,5 mm

60002652

339657



Rinse nozzle

2910312

459665



Ring for wash arm Ø 26x32,5x5 mm

61005781

70003122

70009122

339079



Union nut for rinse jet
Ø 17,3x9 mm

62002812

339266



Retaining ring Ø 47,6x52,4x1,6 mm

60004430

582018



Rinse nozzle Ø 1,7 mm H=21 mm

65002765

339539



Wash arm bushing Ø 30/35x43/49x27,5 mm

61004880

Wash units

582910



Wash arm support 3/4" L=28 mm

61004059

582909



Bushing for wash arm support Ø 49x28 mm

61002023

339576



Ring nut for wash arm Øint. 18,8 mm

61007025

339542



Rinse jet support

5510008

459664



Lock nut L=34 mm

60002785

339970



Extension MF3/4" - L=40,5 mm

3501019

339660



Wash arm locking nut Ø 31x54,5 mm

61005191

339095



Retaining nut
WS60; H=11 mm

60003001

339578



Locking ring Ø 19x72,5x19 mm

61007033

339812



Lock nut Ø 63x12 mm

61006990

Wash units

339318



Nut 3/4"
Ø 16/32xh9 mm

62001808

339437



Nozzle nut

2910532

339870



Nut G1/2" - H=15 mm
hole Ø 12,2 mm; CH24

2907301

582906



Nut 1" 1/4
H=24 mm

3501004

339468



Conical ring Ø 12x14/15x10 mm

2907304

339503



Arm spring closing

2804041

Air-gaps

322058



Air break SET WSE

60003512

344945



Vent nut

61006936

340673



Air brake [Kit]

30000127

339359



Nut
Thread \varnothing 26,2x16,8 mm; CH32

62003853

340442



Air brake [Kit]
Elbow fitting \varnothing 6,3 mm

30000114

60003525

339293



Nut \varnothing int. 26,2xh/8,5 mm

60004612

340499



Air brake [Kit]
Elbow fitting \varnothing 6 mm

5504024

339208



Ball \varnothing 14 mm

2801508

344909



Air brake [Kit]

30011441

Mixers and Accessories

340484



Big knob with tap head 1/2" - 1/4 turn [Kit]

2901226

340344



Small knob with tap head 1/2" - 1/4 turn [Kit]

2901225

Dispensers and Peristaltic pump

317522



Rinse aid hydraulic dispenser DB
115-230V - blue
inlet /outlet Ø 6 mm

3102591

3102598

324524



Stiff polyethylene blue hose Ø 4x6 mm
(sold by meter)

30000846

317523



Dosing pump detergent DT 115-240V -
white
inlet /outlet Ø 6 mm

3102590

3102597

379597



PVC transparent hose Ø 5x8 mm (sold
by meter)

30011373

4001024

356342



Hose PVC Ø 5x8 mm blue (sold by
meter)

30011374

4001027

312186



Hose PE Ø 6x8 mm blue (sold by meter)

30000847

Dispensers and Peristaltic pump

312250



Hose PE Ø 7x10 mm blue (sold by meter)

30000848

30008659

340811



Detergent pump header
Elbow fitting Ø 6 mm

3102599

340582



Detergent inlet fitting M10 [Kit]
rubber holder Ø 6 mm; O-ring 2,50x10,00
EPDM

61005883

339182



Hose protection
dim. 31x32,5x6 mm

61007232

340123



Fitting for dosing hoses Ø 4x6x30 mm (5
pcs) [Kit]
10 x two-wire hose clamp Ø 7÷7,5 mm

30000012

340604



Suction lance for rinse aid Ø 25x435 mm
pipe Ø 5x8x3000 mm; cable L=3000 mm

30000011

340605



Suction lance for Detergent Ø 25x435
mm
pipe Ø 5x8x3000 mm; cable L=3000 mm

30000010

Solenoid Valves and Reducers

200270



**Solenoid valve 180° - 1 way - 220/240V
50/60Hz - Ø 14 mm**
with fastons; inlet Ø 3/4" with filter; Tmax
90°C

3106174

324116



Solenoid valve filter - Müller
dim. Ø 19,50x10,50 mm

3106186

315218



**Solenoid valve 180° - 1 way - 220/240V
50/60Hz - Ø 14 mm**
with fastons; inlet Ø 3/4" with filter and inlet
reducer 14 lt/min; Tmax 90°C

3106044

3106180

319320



**Solenoid valve 180° - 2 ways - 220/240V
50/60Hz - Ø 14 mm**
with fastons 90°; inlet Ø 3/4" with filter; Tmax
90°C

3106043

3106182

340990



**Solenoid valve 180° - 1 way - 220/240V
50/60Hz - Ø 14 mm [Kit]**
with fastons; inlet Ø 3/4" with filter and
reducer 15lt/min.; Tmax. 90°C

60004148

316563



**Solenoid valve 180° - 1 way - 220/240V
50/60Hz - Ø 10,5 mm**
rast5; inlet Ø 3/4" with filter and inlet reducer 4
lt/min; Tmax 90°C

3106250

Ball valves, Pipe fittings

339806



Reducing straight connector Ø 6-4 mm
with hose L=36 mm - JG

30000823

311391



Connection 90° for hose Ø 10 mm - JG

30000834

340081



Reducing straight connector Ø 1/4"-5/32"
with hose L=36 mm
reducing straight connector Ø 8-4 mm - JG

30000756

30008010

339599



Reducing 90° connector Ø 12-6 mm - JG

30000824

300384



Connection T for pipe Ø 8/8 mm - JG
(10 pcs)

30000808

30008016

312231



Junction 90° for hose Ø 6 mm - JG
with rubber holder Ø 6 mm

30000800

318264



Connection 90° for hose Ø 6 mm - JG

30000798

312240



Connection 90° for hose Ø 8 mm - JG
with rubber holder Ø 8 mm

30000809

582711



Connection 90° for hose Ø 8 mm - JG

30000806

30008014

312168



Connection 90° for hose Ø 10 mm - JG
with rubber holder Ø 10 mm

30000796

30011942

83000845

Ball valves, Pipe fittings

339714



End connection 1/4" with O-ring
for hose Ø 10 mm

30000838

340401



Reducing connector 90° 3/8" - 1/4"
reducing straight connector Ø 1/4"-5/32" with
hose L=40 mm

30000755

30000816

30008011

340350



Non-return valve L=116 mm

3501193

319915



Non-return valve [KIT]

60003510

60003846

Hoses

340628



Formed hose Ø 39x48 mm
dim. 275x90 mm

61005182

340858



Formed hose (syphon) Ø 36x45 mm - Ø 39x48 mm EPDM
dim. 540x125 mm

4003022

Hoses

340352



Formed hose Ø 25x33 mm from SN. 430229
dim. 150x60 mm

61005703

340890



Formed hose Ø 37x45 mm EPDM
dim. 520x620x130 mm

61003408

318438



Hose EPDM Ø 50x60 mm - L=100 mm
working temp. -35°C÷120°C; Pmax 6 bar

4002006

340189



Pipe 90° Ø 24x32 mm until SN. 430228
dim. 155x110 mm

80001902

582907



Hose 90° 3/4"
dim. 155x95 mm

3501005

200002



Hose EPDM Ø 12x19,5 mm (sold by meter)
for hot water - not toxic - Pmax 10 bar -
working temp -35°C÷120°C

4002035

700460



Hose EPDM Ø 60x68 mm (sold by meter)
working temp. -35°C÷120°C; Pmax 6 bar

4002007

5505026

5505032

339055



Hose PE Ø 9x12x1000 mm trasparente

5101666

339021



Hose Ø 10x14 mm (vendita al metro)

4001050

516977



Rubber feeder hose 3/4" L=2500 mm
straight connection + 90° plastic connection;
nylon ring nut Ø 3/4"F; hose Ø 13x18 mm;
Pmax 10bar Tmax 60°C

4002060

Hoses

524404



Feeder hose with armour 3/4" L=2000 mm DN13

straight connection + 90° connection; ring nut in nickel-plated brass Ø 3/4"F; Pmax 25 bar; Tmax 100°C; WRAS approved

2901321

340692



Drain pipe Ø 33 mm F 180°+ Ø 39 mm 90° L=1550 mm [Kit]

180° sleeve Ø int/ext 3/39 mm, 90° sleeve Øint/ext 39/44 mm, tube Øext 38 mm

5528287

340171



Drain pipe PPE Ø 40 mm 90° + Ø 22 mm 180° L=1500 mm

180° sleeve Ø int./ext. 40-23-19/46-28-24 mm, 90° sleeve Øint./ext.22/26 mm, Øext. tube 24 mm

60003738

340270



Drain pipe PPE Ø 40 mm 180°+ Ø 22 mm 90° L=2500 mm

180° sleeve Ø 40/45 mm, 90° sleeve Ø 22/28 mm; pipe Øext. 24 mm

60000396

347890



Drain pipe PPE Ø 38 mm L=1500 mm

90° sleeve Øint/ext 40/45 mm - 180° sleeve Øint/ext 30/35mm

61006446

Water conditioning

586440



Water softener Osmosi AT Excellence M
200/240V 50Hz
 Tmax. +35°C; 180 l/h

201V0001

341588



Softener

83000420

586437



Water softener MonoMatik 3
 Tmax. 50°C, fiberglass cartridge

20000826

340294



Solenoid valve 220-240V 50/60Hz

325024



Refil filter cartridge Profine blue (small)
 capacity 15000 lt

586438



Water softener DuoMatik 3
 Tmax. 60°C, fiberglass cartridge

20000932

30000591

340294



Solenoid valve 220-240V 50/60Hz

83000402

340688



Activated carbon filter AC-M

30011726

340536



Solenoid valve 220-240V 50/60Hz

83000460

339383



Ring spanner
 WS61; L=200 mm

60003376

341414



Filters [Kit]

5101446

Water conditioning

582514



Acide citrique pour décolmatage CitRo (200g)

30002054

340227



Funnel for salt filling
Ø 153xh122,5 mm

83000501

Drain components

316521



Mediamat Cyclo device

61005184

340128



Drain plate Ø 109 mm H=61 mm
overflow pipe hole Ø 71/34 mm; flat gasket Ø 80x102x2 mm

61006178

340501



Drain manifold Ø 120xh88 mm
rubber holder Ø 16 mm - Ø 24 mm

61005186

340654



Overflow pipe Ø 37x242 mm

2904258

341196



Drain plate Ø 1" 1/2 H=43 mm
overflow pipe housing Ø 39 mm

2904212

316750



Overflow pipe Ø 37x220 mm

2904250

61004192

Drain components

340723



Overflow pipe Ø 37x320 mm

61002517

340610



Overflow pipe Ø 37x390 mm

61004900

316752



Overflow pipe filter Ø 58x185 mm

2904229

Filters

317508



Water filter 3/4"
Ltot=143 mm

80002153

80004911

340217



Pump filter 196x68 mm

61006874

340130



Intake filter Ø 72 mm

62001956

581831



Filter pump
Øext. 178 mm; dim. 275x255x152 mm

61007009

Filters

582994



Tank filter Ø 182x290 mm

61006867

340153



Filter Ø 180x68 mm

61006875

340827



Filter basket 280x100x105/150 mm

61006262

340618



Tank filter 273x290x47/60 mm

61004907

Transmission components

339686



Chain link

2810037

339165



Chain (sold by meter)

2810038

Structural components

339441



Cover

61007231

341636



**Hood 640x610x720 mm [Kit]
PT-M**

30002188

Handles

340836



**Hood handle [Kit]
O-ring 2,00x5,00 mm; screw M5x10 mm; PT**

30002180

340856



**Hood handle [Kit]
O-ring 2,00x5,00 mm; screw M5x10 mm;
GS500**

61005204

61008983

Rollers

340548



Roller Ø 40x18,5 mm [Kit]

61005206

340674



Roller Ø 40x18,5 mm [Kit]
from SN.408498

61005333

340761



Roller Ø 43x21 mm [Kit]

61005203

Small Mechanical Parts

339298



Safety ring Ø 11,8x14,8x0,8 mm

60003023

339273



Bushing Ø 14,4x22/32xh11 mm

60003943

339147



Seeger Øint. 6x1 mm

71002952

Hexagonal nut INOX



- 362940** M4 H=3,2 mm
- 337045** M5 H=4 mm
- 200250** M6 H=5 mm
- 585480** M8 H=4 mm
- 358188** M8 H=5 mm
- 349283** M8 H=6,4 mm
- 390391** 1/2" H=5,5 mm
- 358115** 3/4" H=5 mm
- 339838** 3/4" H=10 mm
- 339269** 3/8" H=5,5 mm

Small Mechanical Parts

519321



Hexagonal Flanged nut M5 INOX

2101310

339509



Washer 32,3x28x1,5 mm

61006076

310306



Double wire clamp Ø 7,8÷8,3 mm

2802348

612770



Flat washer Ø 5,5x10x1 mm - INOX

61005760

339353



Hose clamp Ø 62÷82/12 mm - INOX

2802120

2802137

30002614

432395



Flat washer Ø 5,3x15x1,2 mm

2205301



Hose clamp INOX

438480 Ø 12÷22/9 mm

324768 Ø 23÷35/9 mm

441699 Ø 25÷40/9 mm

438464 Ø 32÷50/9 mm

359703 Ø 25÷40/12 mm

438463 Ø 50÷70/12 mm

339213



Flat washer Ø 17,5x22,4x0,5 mm

61008019

339500



Tank water inlet [Kit]

61005339

364457



Flat washer M8 Ø 8,5x15,7x1,4 mm INOX

2201303

Small Mechanical Parts

339315



Flat washer Ø 14x20x1 mm

60003487

339105



Thread-forming screw for plastic PTØ 5x9,5 mm

2017304

339125



Hexagonal head screw M4x25 mm - INOX

2001020

339170



Hexagonal head screw M10x16 mm

2001352

339134



Sheet metal screws L=35 mm

3101118

339042



Screw Ø 3,9x11 mm

2020310

30001003

30011208

Knobs

323188



Conversion hood handle

30002147

Boilers

501961



Boiler 1 Heating element [KIT]
dim. 365x236xh115 mm; with o-ring - PT-L;
PT-M; PT-XL; PT-500

30002187

519321



Hexagonal Flanged nut M5 INOX

339379



Four-lipped sasket Ø 3,53x50,39 mm

339232



O-ring 7,00x60,00 mm

310306



Double wire clamp Ø 7,8+8,3 mm

344948



Waste water heat exchanger (light)
dim. 525x400x40 mm

61007098

341567



Waste water heat exchanger (PT EnergyPlus)
dim. 525x400x85 mm

61007092

340301



Blind flange Ø 60 mm

60002787

340426



Connecting fitting for boiler Ø 33,5 mm [Kit]
Elbow fitting Ø 14 mm

30000115

339469



Clamping ring Ø 12x14/15x10 mm

2907300

Boilers

339551



Nut G1/2" for pipe Ø 12 mm
CH24

2907201

Safety groups

339780



Rubber hose

60002453

Springs

341181



Tension spring Ø 32x520xLtot. 710 mm
[Kit]
tirante M10

61006635

341382



Tension spring Ø 37x590xLtot. 750 mm
[Kit]
wire Ø 6 mm; screw M10xL=160 mm; screw
M10xL=115 mm

61004859

61006636

Slide Ways - Shelf Supports

339510



Snap-in brake 121x15x14,5 mm

61005048

61009030

Printed Circuit Boards

341546



Printed Circuit Board

dim. 160x245 mm - GS 202; GS 215; GS 310;
GS 315; GS 402; GS 502; GS 515; GS 630;
GS 640; GS 650; GS 660

3105139

3105140

3105141

341548



Printed Circuit Board

PT-L; PT-M; PT-XL

30002175

341549



Printed Circuit Board

dim. 175x260 mm - PT-L; PT-M; PT-XL

30002168

585302



Display 12Vdc/120mA - 6Vdc/10mA

dim. 85x62x25 mm - PT500

30000609

30002170

30014237

340658



Level sensor Printed Circuit Board

dim. 18x80 mm

3113164

341518



Printed Circuit Board

dim. 200x50 mm - GS 202; GS 215; GS 302;
GS 310; GS 315; GS 402; GS 502; GS 515;
GS 630; GS 640; GS 650; GS 660; STR

3124222

341501



**P.C.B Power Unit PT; 230V +15/-20%;
50/60HZ**

dim. 127x175 mm - PT-L; PT-M; PT-XL; PT500

30002171

341057



Bus cable L=1240 mm [Kit]

339813



Display support L=255 mm

341543



Printed Circuit Board

dim. 175x260 mm - PT500

30002167

340999



Bus cable L=880 mm

61007596

Printed Circuit Boards

341069



Keyboard connection cable L=3300 mm
yellow/green cable L=1900 mm

5528273

340694



Bus cable L=3500 mm

61007249

61008211

339813



Display support L=255 mm

60003350

Probes

316555



Temperature probe
cable L=1000 mm

3125044

80003803

389593



Turbidity sensor

30000168

340613



Temperature sensor 0÷100C° [Kit]
dim. 58,5x22x12,5 mm

30002179

340112



Leakage sensor
pcb 26x26 mm

30000857

Probes

344891



Bottom inlet water probe [Kit]

30002346

585870



Bottom inlet water probe [Kit]

30002344

Inverter and motor controls

341541



Inverter 1500W 200-240V 50/60Hz
dim. 180x160x80 mm

30002169

Membranes

339560



Membrane keypads 125x35 mm GS501

61006609

339669



Membrane keypads 125x35 mm GS515

61006611

339763



Membrane keypads 125x35 mm GS502

61006610

340494



Membrane keypads 180x50 mm

GS 202; GS 215; GS 302; GS 310; GS 315;
GS 402; GS 502; GS 515; GS 640; GS 650;
GS 660

3124223

Membranes

341105



Membrane keypads 166x78 mm
PT500

30002166

Gaskets for dishwashers


582721



Door gasket L=1100 mm

4004006

340393



Door gasket 605x550 mm

61007084

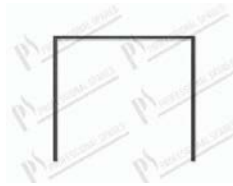
339227



Gasket 90°
dim. 40x40x4,5/18,5 mm

61005256

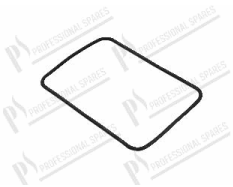
340425



Door gasket 700x550 mm - PT L/XL

61007707

344952



Gasket Ø 3,2 mm - 104,7x144,3 mm

61007866

339541



Gasket Ø 44x53x10 mm

61008075

339395



Flat gasket Ø 53x58x2 mm

60003021

Adhesive Gasket

339482



Adhesive insulating tape L=10000x9x2 mm

30001091

Flat gaskets

339090



Flat gasket Ø 10x18x1,5 mm - Fiber

2703003

582905



Lip gasket Ø 26x35,5x2 mm

2701003

339379



Four-lipped gasket Ø 3,53x50,39 mm

30000134

Dishwashing Baskets

586080



Basket 500x500xh100 mm - for cups and glasses

60209

586373



Container cutlery 110x110xh130 mm

60130

586120



Basket 500x500xh100mm - for cutlery

60208

586119



Basket 500x500xh100 mm - plastic 18 dishes or 12 soup plates

60205

Baskets Holder

501936



Basket support 605x575 mm PT-M

61007213

501964



Basket support

61006030

Warewasher



**ELECTRICAL
PARTS**

**WATER
PARTS**

**MECHANICAL
PARTS**

**ELECTRONIC
PARTS**

GASKETS

ACCESSORIES

Contactors and Relays

585609



Mini contactor B7-30-01-F with faston
F6,3x0,8 mm
 5,5kW 4P; 220-240V 40/450Hz; 3 cont. NO + 1
 aux NC; dim. 46,5x48x42 mm

_3104154

379957



Mini contactor B7-30-01
 5,5kW 4P; 220-240V 40/450Hz; 3 cont. NO + 1
 aux NC; dim. 46,5x48x42 mm

3104154

340924



Contactor AF16-30-01-13
 7,5kW 400V 3P; 100-250VAC 50/60Hz; 1NC;
 dim. 75x45x85 mm

3000861 3104058 3104059
 3104162 3104163

Microswitches

340480



Magnetic microswitch 1NO
 dim. 15x32x7 mm; cable L=1000 mm

3124224

316515



Door magnet with support L=40 mm

61006243

341254



Magnetic microswitch 1NO 180-265V 1A
 dim. 80,5x20x10 mm; cable L=7000 mm

3124111

Microswitches

312384



Floating microswitch Ø 17x76 mm 250V
32W N.O
thread M14x2, cable L=260 mm; faston F6,3
mm

5528255

339273



Bushing Ø 14,4x22/32xh11 mm

339229



Nut for floater microswitch

357963



O-ring 3,60x23,00 mm NBR

339229



Nut for floater microswitch
M14x2 - Ø 26,5x8 mm

60003989

Pressure Switches

316549



Pressure switch 1 level 0÷30 mbar
0,5÷3,5 VDC
Pmax 200 mbar

3126044

340987



Pressure switch 1 level Ø 45 mm 160/80
mbar
connection 6 mm - Pmax 0,5 bar

80003155

Fans

344906



Tangential fan Ø 70x400 mm; 62W
200-240V 50/60Hz
 cable L=570 mm; C=1,5µF 450V

30008950

Fuses, Capacitors, RFI Filters

418004



Capacitor for power factor correction 5
µF 400V 50/60Hz
 Ø 30x51 mm; with screw M8

3113099

3113171

435368



Fuse Ø 5x20 mm 4A 250V fast

3111123

339523



Capacitor for power factor correction
12,5µF 450V 50/60Hz
 Ø 40x70 mm; with screw M8

30000431

30012019

435270



Fuse Ø 5x20 mm 6,3A 250V fast

3111043

582802



Capacitor for power factor correction 1,5
µF 450V 50/60Hz
 Ø 25x51 mm; with screw M8; cable L=250 mm

3113032

317937



Fuse Ø 5x20 mm 10A 250V slow

3111093

340293



Anti-interference filter 0,15µF X1 +
3,3kOhm
 250Vac; Ø 18x30 mm; Ltot. 240 mm; faston
 F6,3 mm

3113114

Motors

341511



Hood lifting gearmotor 12W 24Vdc
28 rpm

61006607

340895



bushing
thread 3/4" Ø int. 12 mm

65004835

339581



Ball socket right - M8

2805500

339574



Ball socket left - M8

2805501

340670



Oscillation lever L=62x20 mm

61006181

Pumps

459661



Drain pump 170W 200-240V 50/60Hz
inlet Ø 24 mm; outlet Ø 24 mm; faston 6,3 mm

341624



Wash pump 3 phase 1850W 230/400V 50Hz
inlet Ø 63 mm; outlet Ø 53 mm; 2800rpm

3102410

340171



Drain pipe PPE Ø 40 mm 90° + Ø 22 mm 180°
L=1500 mm

3102573

60419

357961



O-ring 3,53x20,22 mm NBR

584838



Wash pump 3 phase 1850W 230/400V 60Hz
inlet Ø 63 mm, outlet 53 mm

341081



Service KIT

3102574

581980



Shell for pump

581980



Shell for pump

586444



Impeller Ø 100 mm 60Hz

341140



Impeller Ø 119 mm 50Hz

357961



O-ring 3,53x20,22 mm NBR

341081



Service KIT

Pumps

513155



Rinse pump 1 phase 270W 230V 1,3A 50Hz
inlet Ø 28 mm, outlet Ø 26 mm, cable for capacitor L=460, cable L=1050 mm; C=5µF 400V

319913



Rinse pump 1 phase 270W 230V 1,3A 50/60Hz
inlet Ø 28 mm, outlet Ø 26 mm, C=5µF/400V

3102051

3102288

3102477

3102539

3102561

3102589

418004



Capacitor for power factor correction 5 µF 400V 50/60Hz

340627



Shell for pump

340627



Shell for pump

339905



O-ring 3,00x78,00 mm EPDM

339905



O-ring 3,00x78,00 mm EPDM

322713



Impeller Ø 74 mm

322713



Impeller Ø 74 mm

418004



Capacitor for power factor correction 5 µF 400V 50/60Hz

Pumps

341508



Rinse pump 1 phase 210W 220-240V 1A 60Hz
inlet Ø 28 mm; outlet Ø 26 mm; C=5µF 400V

3102445

339905



O-ring 3,00x78,00 mm EPDM

322713



Impeller Ø 74 mm

418004



Capacitor for power factor correction 5 µF 400V 50/60Hz

340627



Shell for pump

340627



Shell for pump
inlet Ø 28 mm, outlet Ø 26 mm

3102519

581980



Shell for pump
inlet Ø 63 mm - outlet Ø 53 mm; supporting pressure connection 1/2"

3102204

322713



Impeller Ø 74 mm

3102466

341140



Impeller Ø 119 mm 50Hz

3102407

586444



Impeller Ø 100 mm 60Hz

3102408

610903



O-ring 3,53x158,30 mm EPDM
for pump ZF523V/ZF522SX

3102209

341081



Service KIT

80002670

Pumps

341111

**Service KIT**

shaft seal \varnothing 23,7x10x13 mm / counter seal \varnothing 26,5x13x8 mm

80002673

Heating Elements

341133

**Boiler heating elem. 6000W 230V with thermofuse**

L=255 mm, flange \varnothing 60 mm, \varnothing int. 47,5 mm; cable L=800 mm; O-ring 7,00x43,00 mm

30000231

30008050

3103158

341249

**Boiler heating elem. 4900W 220-254V/380-440V with thermofuse**

L=290 mm; triangular flange 83,8x78,7 mm; \varnothing int. 50 mm; cables L=255 mm; O-ring 6,00x46,00 mm

30000125

583283

**Tank heating element 6000W 400-440V**

L=535 mm, flange \varnothing int. 47,5 mm; cable L=800 mm

30000235

30008051

501928

**Boiler heating element 10200W 200-254V / 380-440V**

L=455 mm; flange 95,8x95 mm; cables L=940 mm; O-ring 7,00x60,00 mm NBR

30008953

341354

**Boiler heating element 9000W 400-440V with thermofuse**

L=435 mm; flange \varnothing 60 mm, \varnothing int. 47,5 mm; cable L=830 mm; O-ring 7,00x43,00 mm

30008047

341148

**Heating element 90° 6,0 kw**

dim. 340x128 mm H=45 mm; faston 6,3; thread M5

3103025

341113

**Boiler heating element 4980W 230/400V**

L=295 mm; flange \varnothing 60 mm; \varnothing int. 47,5 mm; bulb housing L=210 mm; faston 6,3

3103030

341363

**Tank heating element 9000W 400V with thermofuse**

L=535 mm; flange \varnothing 60 mm, \varnothing int. 47,5 mm; cable L=830 mm; O-ring 7,00x43,00 mm

30008054

Heating Elements

316995



Heating element flange Øint 43x4 mm

0117003

Transformers

341334



Transformer 18W 50/60Hz
 PRI.: 230Vac, SEC.: 18Vdc

3115020

Cables

339858



Cable L=1500 mm

60003355

61005025

65005010

70300408

82000120

Thermostats

310045



Operating thermostat 1P 30±90°C

coated capillary L=2400 mm; bulb Ø 6x100
 mm; gland nut M9; D-Shaft Ø 6x4,6 mm

3125013

3125015

Wash units

582722



Wash arm L=635 mm
7 nozzle

65004997

582181



Wash arm support
H=70 mm

65002079

341269



Rinse arm L=495 [Kit]

61006244

582017



Swirl Ø 8 mm Htot. 18,5 mm

65002764

339818



Screw cap M10 - Ø 24 mm

340012



Plug Ø 13/24x27 mm

340765



Rinse arm L=560 mm

70007962

54005499

65005462

339818



Screw cap M10 - Ø 24 mm

339818



Screw cap M10 - Ø 24 mm

61005681

340405



Upper rinse arm shaft Ø 14 mm
M12; Ltot. 36 mm

339316



Rinse nozzle

60003878

60004123

65002754

Wash units

339657



Rinse nozzle

2910312

339471



Adjusting ring for wash arm Ø 32x40x5 mm

60002540

339236



Wash nozzle Ø 20,5xh13 mm

60001519

459665



Ring for wash arm Ø 26x32,5x5 mm

61005781

70003122

70009122

339079



Union nut for rinse jet
Ø 17,3x9 mm

62002812

339633



Lock nut for wash arm
Ø 31x32,5 mm

65005484

582018



Rinse nozzle Ø 1,7 mm H=21 mm

65002765

582910



Wash arm support 3/4" L=28 mm

61004059

339306



Wash nozzle Ø 18x24 mm

2910509

459664



Lock nut L=34 mm

60002785

Wash units

339294



Ring nut Ø 34x15 mm

62001174

339318



Nut 3/4"
Ø 16/32x9 mm

62001808

582909



Bushing for wash arm support Ø 49x28 mm

61002023

339870



Nut G1/2" - H=15 mm
hole Ø 12,2 mm; CH24

2907301

339542



Rinse jet support

5510008

582906



Nut 1" 1/4
H=24 mm

3501004

339970



Extension MF3/4" - L=40,5 mm

3501019

339503



Arm spring closing

2804041

339314



Raccord M11x1 - H=16 mm

60001555

339437



Nozzle nut

2910532

Wash units

339192



Swirl Ø 6,5xLtot. 16 mm

65002755

Air-gaps

322058



Air break SET WSE

60003512

340499



Air break [Kit]
Elbow fitting Ø 6 mm

5504024

340673



Air brake [Kit]

30000127

339293



Nut Øint. 26,2xh/8,5 mm

60004612

317510



Water filter Øext 19x19 mm L=100 mm

30013404

60003514

339208



Ball Ø 14 mm

2801508

340442



Air brake [Kit]
Elbow fitting Ø 6,3 mm

30000114

60003525

Mixers and Accessories

340484



Big knob with tap head 1/2" - 1/4 turn [Kit]

2901226

340344



Small knob with tap head 1/2" - 1/4 turn [Kit]

2901225

Dispensers and Peristaltic pump

317522



Rinse aid hydraulic dispenser DB 115-230V - blue
inlet /outlet Ø 6 mm

3102591

3102598

356342



Hose PVC Ø 5x8 mm blue (sold by meter)

30011374

4001027

317523



Dosing pump detergent DT 115-240V - white
inlet /outlet Ø 6 mm

3102590

3102597

379597



PVC transparent hose Ø 5x8 mm (sold by meter)

30011373

4001024

344876



Detergent peristaltic pump fixed capacity ESP166 [KIT]
230V 50Hz; 166ml/min; hose Ø 5x8x3000 mm;
cable L=3000 mm; hose Ø 5x8x1000 mm

30000027

3102430

80002619

340582



Detergent inlet fitting M10 [Kit]
rubber holder Ø 6 mm; O-ring 2,50x10,00 EPDM

61005883

340605



Suction lance for Detergent Ø 25x435 mm

Dispensers and Peristaltic pump

340123



Fitting for dosing hoses Ø 4x6x30 mm (5 pcs) [Kit]
10 x two-wire hose clamp Ø 7÷7,5 mm

30000012

340604



Suction lance for rinse aid Ø 25x435 mm
pipe Ø 5x8x3000 mm; cable L=3000 mm

30000011

Solenoid Valves and Reducers

200270



Solenoid valve 180° - 1 way -220/240V 50/60Hz - Ø 14 mm
with fastons; inlet Ø 3/4" with filter; Tmax 90°C

3106174

319320



Solenoid valve 180° - 2 ways - 220/240V 50/60Hz - Ø 14 mm
with fastons 90°; inlet Ø 3/4" with filter; Tmax 90°C

3106043

3106182

315218



Solenoid valve 180° - 1 way - 220/240V 50/60Hz - Ø 14 mm
with fastons; inlet Ø 3/4" with filter and inlet reducer 14 lt/min; Tmax 90°C

3106044

3106180

340991



Solenoid valve 180° - 1 way-220/240V 50/60Hz - Ø 14 mm [Kit]
with fastons; inlet Ø 3/4" with filter and inlet reducer 8 lt/min; Tmax 90°C

60004251

340283



Solenoid valve 180° - 1 way - 220/240V 50/60Hz - Ø 10,5 mm
with fastons; inlet Ø 3/4" with filter

3106187

316563



Solenoid valve 180° - 1 way - 220/240V 50/60Hz - Ø 10,5 mm
rast5; inlet Ø 3/4" with filter and inlet reducer 4 lt/min; Tmax 90°C

3106250

Solenoid Valves and Reducers

613616



Solenoid valve 180° - 1 way - 220/240V
50/60Hz - Ø 14 mm
 rast 5; inlet Ø 3/4" with filter and inlet reducer
 5 lt/min; Tmax 90°C

3106215

317528



Solenoid valve 180° - 1 way - 220/240V
50/60Hz - Ø 14 mm
 rast 5; inlet Ø 3/4" with filter and inlet reducer
 15 lt/min; Tmax 90°C

3106214

324116



Solenoid valve filter - Müller
 dim. Ø 19,50x10,50 mm

3106186

Ball valves, Pipe fittings

339806



Reducing straight connector Ø 6-4 mm
 with hose L=36 mm - JG

30000823

339599



Reducing 90° connector Ø 12-6 mm - JG

30000824

340081



Reducing straight connector Ø 1/4"-5/32"
 with hose L=36 mm
 reducing straight connector Ø 8-4 mm - JG

30000756

30008010

339714



End connection 1/4" with O-ring
 for hose Ø 10 mm

30000838

Ball valves, Pipe fittings

340401



Reducing connector 90° 3/8" - 1/4"

reducing straight connector Ø 1/4"-5/32" with
hose L=40 mm

30000755

30000816

30008011

340350



Non-return valve L=116 mm

3501193

319915



Non-return valve [KIT]

60003510

60003846

Hoses

340838



Formed hose Ø 60x72 mm
dim. 380x125 mm

65004450

318438



Hose EPDM Ø 50x60 mm - L=100 mm
working temp. -35°C+120°C; Pmax 6 bar

4002006

340858



Formed hose (syphon) Ø 36x45 mm - Ø 39x48 mm EPDM
dim. 540x125 mm

4003022

340329



Formed hose Ø 22x33 mm EPDM
dim. 210x55x55 mm

65004027

Hoses

340189



Pipe 90° Ø 24x32 mm until SN. 430228
dim. 155x110 mm

80001902

700460



Hose EPDM Ø 60x68 mm (sold by meter)
working temp. -35°C÷120°C; Pmax 6 bar

4002007

5505026

5505032

582907



Hose 90° 3/4"
dim. 155x95 mm

3501005

339055



Hose PE Ø 9x12x1000 mm trasparente

5101666

340473



Pipe Ø 10x17 mm / Ø 13x20 mm - L=1090
mm

65005358

516977



Rubber feeder hose 3/4" L=2500 mm
straight connection + 90° plastic connection;
nylon ring nut Ø 3/4"F; hose Ø 13x18 mm;
Pmax 10bar Tmax 60°C

4002060

339729



Formed hose 90° Ø 12,5x20,5 mm EPDM
dim. 210x50 mm

65005547

341086



Drain pipe Ø 50x58 mm EPDM [Kit]
insulating 180x150x10 mm

65005612

200002



Hose EPDM Ø 12x19,5 mm (sold by
meter)
for hot water - not toxic - Pmax 10 bar -
working temp -35°C÷120°C

4002035

340171



Drain pipe PPE Ø 40 mm 90° + Ø 22 mm
180° L=1500 mm
180° sleeve Ø int./ext. 40-23-19/46-28-24 mm,
90° sleeve Øint./ext.22/26 mm, Øext. tube 24
mm

60003738

Water conditioning

325024



Refil filter cartridge Profine blue (small)
capacity 15000 lt

30000591

341414



Filters [Kit]

5101446

582514



Acide citrique pour décolmatage CitRo (200g)

30002054

Drain components

316521



Mediamat Cyclo device

61005184

340128



Drain plate Ø 109 mm H=61 mm
overflow pipe hole Ø 71/34 mm; flat gasket Ø 80x102x2 mm

61006178

340501



Drain manifold Ø 120xh88 mm
rubber holder Ø 16 mm - Ø 24 mm

61005186

316752



Overflow pipe filter Ø 58x185 mm

2904229

Filters

317508



Water filter 3/4"
Ltot=143 mm

80002153

80004911

340827



Filter basket 280x100x105/150 mm

61006262

Hinges

340317



Adjustment head Ø 12x53 mm
thread M8 left

65001617

340825



Complete Hinge (right)
dim. 260x225 mm

60001632

340826



Complete Hinge (left)
dim. 260xh225 mm

60001631

Small Mechanical Parts

339273



Bushing Ø 14,4x22/32xh11 mm

60003943



Hexagonal nut INOX

362940 M4 H=3,2 mm

337045 M5 H=4 mm

200250 M6 H=5 mm

585480 M8 H=4 mm

358188 M8 H=5 mm

349283 M8 H=6,4 mm

390391 1/2" H=5,5 mm

358115 3/4" H=5 mm

339838 3/4" H=10 mm

339269 3/8" H=5,5 mm

Hexagonal nut self-locking

349349 M3

362938 M4

584320 M5

438438 M6

322630 M8

519321



Hexagonal Flanged nut M5 INOX

2101310

Small Mechanical Parts

310306



Double wire clamp Ø 7,8÷8,3 mm

2802348

340078



Threaded pin M8 L=52 mm

65005733

339353



Hose clamp Ø 62÷82/12 mm - INOX

2802120

2802137

30002614

432395



Flat washer Ø 5,3x15x1,2 mm

2205301



Hose clamp INOX

438480 Ø 12÷22/9 mm

324768 Ø 23÷35/9 mm

441699 Ø 25÷40/9 mm

438464 Ø 32÷50/9 mm

359703 Ø 25÷40/12 mm

438463 Ø 50÷70/12 mm

364457



Flat washer M8 Ø 8,5x15,7x1,4 mm INOX

2201303

339188



Grub screw M6x8 mm

2030304

339166



Screw M5x16 mm

2010307

339500



Tank water inlet [Kit]

61005339

339125



Hexagonal head screw M4x25 mm - INOX

2001020

Small Mechanical Parts

501694



Hexagonal head screw M6x10 mm

2010232

30002732

339170



Hexagonal head screw M10x16 mm

2001352

339134



Sheet metal screws L=35 mm

3101118

339042



Screw Ø 3,9x11 mm

2020310

30001003

30011208

Lockings

340699



Magnet holder

5528291

339592



Short snap closure
dim. 31,5x64x29 mm

60002524

Lockings

340528



Door lever L=57x20 mm Ø 13 mm

60002391

Boilers

583471



Boiler 2 heating element [Kit]

dim. 475x220x180 mm - GS 640; GS 650; GS 660

65005550

340301



Blind flange Ø 60 mm

60002787

339469



Clamping ring Ø 12x14/15x10 mm

2907300

339551



Nut G1/2" for pipe Ø 12 mm

CH24

2907201

Safety groups

339780



Rubber hose

60002453

Springs

340268



Tension spring \varnothing 15x165xLtot 190 mm
wire \varnothing 1,8 mm

60003697

340746



Tension spring \varnothing 15x165xLtot 190 mm
pulley \varnothing 8x32x10 mm

5528222

340408



Spring repairing set

60003998

Slide Ways - Shelf Supports

340960



Guide profile L=745 mm

65004668

341005



Guide profile 39x20/34x913 mm

65004448

Printed Circuit Boards

341546



Printed Circuit Board

dim. 160x245 mm - GS 202; GS 215; GS 310;
GS 315; GS 402; GS 502; GS 515; GS 630;
GS 640; GS 650; GS 660

3105139

3105140

3105141

339813



Display support L=255 mm

60003350

340658



Level sensor Printed Circuit Board

dim. 18x80 mm

3113164

341518



Printed Circuit Board

dim. 200x50 mm - GS 202; GS 215; GS 302;
GS 310; GS 315; GS 402; GS 502; GS 515;
GS 630; GS 640; GS 650; GS 660; STR

3124222

341057



Bus cable L=1240 mm [Kit]

339813



Display support L=255 mm

341057



Bus cable L=1240 mm [Kit]

65005466

Probes

316555



Temperature probe
cable L=1000 mm

3125044

80003803

340567



Temperature sensor 0÷100°C [Kit]
dim. 49x22x12,5 mm

30000126

Inverter and motor controls

341557



Inverter 2500W 200-240V 50/60Hz
dim. 183x175x80 mm

30008916

Membranes

340494



Membrane keypads 180x50 mm
GS 202; GS 215; GS 302; GS 310; GS 315;
GS 402; GS 502; GS 515; GS 640; GS 650;
GS 660

3124223

Gaskets for dishwashers

582721



Door gasket L=1100 mm

4004006

Adhesive Gasket

339482



Adhesive insulating tape L=10000x9x2 mm

30001091

339440



Adhesive gasket L=710x12,7x12,7 mm

65005851

Flat gaskets

339090



Flat gasket Ø 10x18x1,5 mm - Fiber

2703003

582905



Lip gasket Ø 26x35,5x2 mm

2701003

Dishwashing Baskets

586080



Basket 500x500xh100 mm - for cups and glasses

60209

586373



Container cutlery 110x110xh130 mm

60130

586120



Basket 500x500xh100mm - for cutlery

60208

586119



Basket 500x500xh100 mm - plastic 18 dishes or 12 soup plates

60205

Feet


339264



Adjustable foot M8xHtot=59 mm
foot 24x10 mm

62003652

Rack Type



**ELECTRICAL
PARTS**

**WATER
PARTS**

**MECHANICAL
PARTS**

**ELECTRONIC
PARTS**

GASKETS

ACCESSORIES

Switches, Push Buttons, Selectors

341242



Emergency push button - mushroom head Ø 38 mm
automatic reset; 1 contact NC 1 contact NO;
dim. 72x79 mm

3124244

341566



Switch disconnecter 415/500V 200/250A
dim. 68x172 mm

3111323

Contactors and Relays


585609



Mini contactor B7-30-01-F with faston F6,3x0,8 mm
5,5kW 4P; 220-240V 40/450Hz; 3 cont. NO + 1 aux NC; dim. 46,5x48x42 mm

3104154

340194



Relay 1 contact 230V 50/60Hz 16A 250V

3104158

379957



Mini contactor B7-30-01
5,5kW 4P; 220-240V 40/450Hz; 3 cont. NO + 1 aux NC; dim. 46,5x48x42 mm

3104154

438774



Relay 2 contacts 230V 50/60Hz 8A 250V

3104159

3104196

340924



Contactor AF16-30-01-13
7,5kW 400V 3P; 100-250VAC 50/60Hz; 1NC;
dim. 75x45x85 mm

3000861

3104058

3104059

3104162

3104163

362526



Socket for relay serie 95.75
250V 10A

3104157

Microswitches

340607



Magnetic microswitch 1NO
dim. 32x15x7 mm; cable L=7000 mm; faston F6,3 mm

3124276

340591



Magnetic microswitch 1NO
dim. 15x32x7 mm; cable L=5000 mm

3124273

316538



Magnetic microswitch 1NO
dim. 32x15x7 mm, cable L=1350 mm

3124272

341254



Magnetic microswitch 1NO 180-265V 1A
dim. 80,5x20x10 mm; cable L=7000 mm

3124111

316515



Door magnet with support L=40 mm

61006243

312384



Floating microswitch Ø 17x76 mm 250V 32W N.O
thread M14x2, cable L=260 mm; faston F6,3 mm

5528255

339273



Bushing Ø 14,4x22/32xh11 mm

339229



Nut for floater microswitch

357963



O-ring 3,60x23,00 mm NBR

341498



Floating microswitch for water softeners

5101708

339229



Nut for floater microswitch M14x2 - Ø 26,5x8 mm

60003989

Terminal Boards

340383



Terminal board 16 pole 1,5 mmq 450V
dim. 37x197 mm

3109154

Pressure Switches

316549



Pressure switch 1 level 0÷30 mbar
0,5÷3,5 VDC
Pmax 200 mbar

3126044

340987



Pressure switch 1 level Ø 45 mm 160/80
mbar
connection 6 mm - Pmax 0,5 bar

80003155

Fuses, Capacitors, RFI Filters

418004



Capacitor for power factor correction 5
µF 400V 50/60Hz
Ø 30x51 mm; with screw M8

3113099

3113171

435368



Fuse Ø 5x20 mm 4A 250V fast

3111123

340293



Anti-interference filter 0,15µF X1 +
3,3kOhm
250Vac; Ø 18x30 mm; Ltot. 240 mm; faston
F6,3 mm

3113114

435270



Fuse Ø 5x20 mm 6,3A 250V fast

3111043

Motors

584842



Gearmotor 3 phase 370W
220-242/380-420V 50Hz
 n1:1380rpm - n2:52rpm; 56Nm - for rack type
 MTA

3116086

Pumps

459661



Drain pump 170W 200-240V 50/60Hz
 inlet Ø 24 mm; outlet Ø 24 mm; faston 6,3 mm

3102410

340171



Drain pipe PPE Ø 40 mm 90° + Ø 22 mm 180°
 L=1500 mm

341612



Wash pump 3 phase 1100W 230/400V
50Hz
 inlet Ø 63 mm, outlet Ø 53 mm; 2800 rpm

3102411

60511

581980



Shell for pump

438438



Hexagonal nut M6 self-locking - INOX

357961



O-ring 3,53x20,22 mm NBR

341081



Service KIT

340998



Impeller Ø 116 mm

Pumps

325513



Wash pump 3 phases 1500W 230/400V
50Hz
inlet Ø 63 mm, outlet Ø 53 mm; 2800 rpm

584838



Wash pump 3 phase 1850W 230/400V
60Hz
inlet Ø 63 mm, outlet 53 mm

3102470

342235



Cooling fan Ø 142 mm

3102574

581980



Shell for pump

342464



Gasket for pump FIR H=4x4 mm

586444



Impeller Ø 100 mm 60Hz

412573



Shaft sealing Ø 24x11x15,5 mm /
counter-seal Ø 26x13x8 mm

357961



O-ring 3,53x20,22 mm NBR

342506



Impeller Ø 124 mm 50Hz

341081



Service KIT

Pumps

341624



Wash pump 3 phase 1850W 230/400V 50Hz
inlet Ø 63 mm; outlet Ø 53 mm; 2800rpm

3102573

60419

357961



O-ring 3,53x20,22 mm NBR

341081



Service KIT

581980



Shell for pump

341140



Impeller Ø 119 mm 50Hz

341606



Booster pump 3 phase 660W 200-254/346-400V 50Hz
inlet Ø 45 mm; outlet 1"

3102549

513155



Rinse pump 1 phase 270W 230V 1,3A 50Hz
inlet Ø 28 mm, outlet Ø 26 mm, cable for capacitor L=460, cable L=1050 mm; C=5µF 400V

3102051

3102288

3102477

418004



Capacitor for power factor correction 5 µF 400V 50/60Hz

340627



Shell for pump

339905



O-ring 3,00x78,00 mm EPDM

322713



Impeller Ø 74 mm

Pumps

341508



Rinse pump 1 phase 210W 220-240V 1A 60Hz
inlet Ø 28 mm; outlet Ø 26 mm; C=5µF 400V

3102445

339905



O-ring 3,00x78,00 mm EPDM

322713



Impeller Ø 74 mm

418004



Capacitor for power factor correction 5 µF 400V 50/60Hz

340627



Shell for pump

340627



Shell for pump
inlet Ø 28 mm, outlet Ø 26 mm

3102519

581980



Shell for pump
inlet Ø 63 mm - outlet Ø 53 mm; supporting pressure connection 1/2"

3102204

340998



Impeller Ø 116 mm

3102206

322713



Impeller Ø 74 mm

3102466

340996



Impeller Ø 110 mm
right M8 thread

3102273

341140



Impeller Ø 119 mm 50Hz

3102407

586444



Impeller Ø 100 mm 60Hz

3102408

Pumps

610903



O-ring 3,53x158,30 mm EPDM
for pump ZF523V/ZF522SX

3102209

341081



Service KIT

80002670

Heating Elements

341262



Tank heating element 3000W 230V with thermofuse
L=530 mm; flange Ø 60,5 mm, Øint. 47,5 mm;
cable L=820 mm

30000219

30008048

341133



Boiler heating elem. 6000W 230V with thermofuse
L=255 mm, flange Ø 60 mm, Øint. 47,5 mm;
cable L=800 mm; O-ring 7,00x43,00 mm

30000231

30008050

3103158

341213



Boiler heating element 3000W 400V with thermofuse
L=260 mm; flange Ø 60 mm, Øint. 47,5 mm;
cable L=830 mm; O-ring 7,00x43,00 mm

30008041

583283



Tank heating element 6000W 400-440V
L=535 mm, flange Øint. 47,5 mm; cable L=800 mm

30000235

30008051

341156



Boiler heating elem. 5000W 400-440V with thermofuse
L=535 mm, flange Øint. 47,5 mm; cable L=800 mm

30000226

30008058

316990



Boiler heating elem. 6000W 400V with thermofuse (compatible)
L=260 mm; flange Øint. 47,5 mm; cable L=800 mm

30008044

3103150

Heating Elements**341113****Boiler heating element 4980W 230/400V**

L=295 mm; flange Ø 60 mm; Øint. 47,5 mm;
bulb housing L=210 mm; faston 6,3

3103030

341285**Heating element 2000W 230V**

dim. 115x350 mm; thread m10x1; faston
6,3x0,8 mm

3103137

341165**Heating element 2000W 400V**

dim. 115x350 mm; thread M10x1; faston 6,3
mm

3103236

341148**Heating element 90° 6,0 kw**

dim. 340x128 mm H=45 mm; faston 6,3; thread
M5

3103025

316995**Heating element flange Øint 43x4 mm**

0117003

Cables

339858



Cable L=1500 mm

60003355
70300408

61005025
82000120

65005010

344982



Cable L=980 mm

70007794

Thermostats

341012



Bi-metal safety thermostat [Kit]
plate 30x55 mm

70010799

310045



Operating thermostat 1P 30±90°C
coated capillary L=2400 mm; bulb Ø 6x100 mm; gland nut M9; D-Shaft Ø 6x4,6 mm

3125013

3125015

Curtains

340896



Double curtain 645xh360/360 mm
shaft Ø 8x640 mm

70008043

70008044

341437



Triple curtain 764xh200/330/510 mm

5523018

340977



Double curtain 645xh370/420 mm
shaft Ø 8x640 mm

71002010

341078



Double curtain 645xh515/485 mm
shaft Ø 8x646 mm

70007239

70007240

70007241

341361



Triple curtain 675xh150/480/480 mm

5523050

341159



Triple curtain 680xh150/400/400 mm NSF
senza asse

5523053

Wash units

340733



Wash arm L=475 mm
5 nozzle

3000201

70005762

339430



Closing ring Ø 30/35x49,5x8,5 mm

459664



Lock nut L=34 mm

459665



Ring for wash arm Ø 26x32,5x5 mm

340961



Wash arm L=560 mm
6 nozzle

5507008

339503



Arm spring closing

340812



Wash arm L=570 mm
6 nozzle

3000202

71001453

340764



Rinse arm L=495 mm [Kit]

60003515

60003821

339315



Flat washer Ø 14x20x1 mm

339298



Safety ring Ø 11,8x14,8x0,8 mm

341411



Rinse arm Ø 12x585 mm
4 nozzles

70300684

341106



Rinse arm L=590 mm
3 nozzles

70009067

341074



Rinse arm L=590 mm
2 nozzles

70009068

339468



Conical ring Ø 12x14/15x10 mm

Wash units

340405



Upper rinse arm shaft Ø 14 mm
M12; Ltot. 36 mm

60003878

60004123

340012



Plug Ø 13/24xh27 mm

70007962

339628



Wash arm extension support
Ø 31xhtot. 96 mm; CH32

70003085

339316



Rinse nozzle

65002754

582181



Wash arm support
H=70 mm

65002079

339657



Rinse nozzle

2910312

583425



Water distributor L=295 [KIT]

70008918

339236



Wash nozzle Ø 20,5xh13 mm

60001519

582017



Swirl Ø 8 mm Htot. 18,5 mm

65002764

582018



Rinse nozzle Ø 1,7 mm H=21 mm

65002765

Wash units

339306



Wash nozzle Ø 18x24 mm

2910509

582909



Bushing for wash arm support Ø 49xh28 mm

61002023

339430



Closing ring Ø 30/35x49,5x8,5 mm

60002652

339970



Extension MF3/4" - L=40,5 mm

3501019

459665



Ring for wash arm Ø 26x32,5x5 mm

61005781

70003122

70009122

339318



Nut 3/4"
Ø 16/32xh9 mm

62001808

582910



Wash arm support 3/4" L=28 mm

61004059

339870



Nut G1/2" - H=15 mm
hole Ø 12,2 mm; CH24

2907301

459664



Lock nut L=34 mm

60002785

582906



Nut 1" 1/4
H=24 mm

3501004

Wash units

339468



Conical ring Ø 12x14/15x10 mm

2907304

339503



Arm spring closing

2804041

459663



Reducer Ø11/23x9 mm

70006466

339437



Nozzle nut

2910532

339192



Swirl Ø 6,5xLtot. 16 mm

65002755

Air-gaps

322058



Air break SET WSE

60003512

340442



Air brake [Kit]
Elbow fitting Ø 6,3 mm

30000114

60003525

340499



Air break [Kit]
Elbow fitting Ø 6 mm

5504024

339293



Nut Øint. 26,2xh/8,5 mm

60004612

Mixers and Accessories

340484



Big knob with tap head 1/2" - 1/4 turn [Kit]

2901226

340344



Small knob with tap head 1/2" - 1/4 turn [Kit]

2901225

Dispensers and Peristaltic pump

324524



Stiff polyethylene blue hose Ø 4x6 mm
(sold by meter)

30000846

340582



Detergent inlet fitting M10 [Kit]
rubber holder Ø 6 mm; O-ring 2,50x10,00
EPDM

61005883

339753



Hose PPL Ø 4,8x8x140 mm - PharMed®
BPT
for peristaltic pump

3102459

379597



PVC transparent hose Ø 5x8 mm (sold
by meter)

30011373

4001024

312186



Hose PE Ø 6x8 mm blue (sold by meter)

30000847

312250



Hose PE Ø 7x10 mm blue (sold by meter)

30000848

30008659

Solenoid Valves and Reducers

315218



**Solenoid valve 180° - 1 way - 220/240V
50/60Hz - Ø 14 mm**
with fastons; inlet Ø 3/4" with filter and inlet
reducer 14 lt/min; Tmax 90°C

3106044

3106180

459812



**Solenoid valve 90° - 1 way - 230V 50/60Hz
- Ø 12,5 mm**
with fastons; inlet Øext. 21,5 mm; Tmax 90°C

5101397

340283



**Solenoid valve 180° - 1 way - 220/240V
50/60Hz - Ø 10,5 mm**
with fastons; inlet Ø 3/4" with filter

3106187

324116



Solenoid valve filter - Müller
dim. Ø 19,50x10,50 mm

3106186

319320



**Solenoid valve 180° - 2 ways - 220/240V
50/60Hz - Ø 14 mm**
with fastons 90°; inlet Ø 3/4" with filter; Tmax
90°C

3106043

3106182

340991



**Solenoid valve 180° - 1 way-220/240V
50/60Hz - Ø 14 mm [Kit]**
with fastons; inlet Ø 3/4" with filter and inlet
reducer 8 lt/min; Tmax 90°C

60004251

340990



**Solenoid valve 180° - 1 way-220/240V
50/60Hz - Ø 14 mm [Kit]**
with fastons; inlet Ø 3/4" with filter and
reducer 15lt/min.; Tmax. 90°C

60004148

Ball valves, Pipe fittings

339806



Reducing straight connector Ø 6-4 mm
with hose L=36 mm - JG

30000823

311391



Connection 90° for hose Ø 10 mm - JG

30000834

340081



Reducing straight connector Ø 1/4"-5/32"
with hose L=36 mm
reducing straight connector Ø 8-4 mm - JG

30000756

30008010

339599



Reducing 90° connector Ø 12-6 mm - JG

30000824

300384



Connection T for pipe Ø 8/8 mm - JG
(10 pcs)

30000808

30008016

312231



Junction 90° for hose Ø 6 mm - JG
with rubber holder Ø 6 mm

30000800

318264



Connection 90° for hose Ø 6 mm - JG

30000798

312240



Connection 90° for hose Ø 8 mm - JG
with rubber holder Ø 8 mm

30000809

582711



Connection 90° for hose Ø 8 mm - JG

30000806

30008014

312168



Connection 90° for hose Ø 10 mm - JG
with rubber holder Ø 10 mm

30000796

30011942

83000845

Ball valves, Pipe fittings

339714



End connection 1/4" with O-ring
for hose Ø 10 mm

30000838

340401



Reducing connector 90° 3/8" - 1/4"
reducing straight connector Ø 1/4"-5/32" with
hose L=40 mm

30000755

30000816

30008011

340350



Non-return valve L=116 mm

3501193

319915



Non-return valve [KIT]

60003510

60003846

Hoses

340628



Formed hose Ø 39x48 mm
dim. 275x90 mm

61005182

340858



Formed hose (syphon) Ø 36x45 mm - Ø 39x48 mm EPDM
dim. 540x125 mm

4003022

Hoses

340804



Formed flexible tube L=880 mm

70006832

340189



**Pipe 90° Ø 24x32 mm until SN. 430228
dim. 155x110 mm**

80001902

339931



**Formed hose EPDM Ø 13x18 mm - Ø
22x26 mm
dim. 185x85 mm**

70006835

340901



**Formed hose EPDM Ø 24x32 mm with
thermosensor NSF
dim. 150x60 mm; cable L=1800 mm**

61006359

318438



**Hose EPDM Ø 50x60 mm - L=100 mm
working temp. -35°C÷120°C; Pmax 6 bar**

4002006

582907



**Hose 90° 3/4"
dim. 155x95 mm**

3501005

340329



**Formed hose Ø 22x33 mm EPDM
dim. 210x55x55 mm**

65004027

340473



**Pipe Ø 10x17 mm / Ø 13x20 mm - L=1090
mm**

65005358

340328



**Formed hose 90° Ø 12,5x20,5 mm EPDM
dim. 760x91 mm**

70010905

339729



**Formed hose 90° Ø 12,5x20,5 mm EPDM
dim. 210x50 mm**

65005547

Hoses

340335



Hose EPDM 180° Ø 25x31 mm - 90° Ø 13x21 mm
dim. 695x48 mm

70300846

524404



Feeder hose with armour 3/4" L=2000 mm DN13
straight connection + 90° connection; ring nut in nickel-plated brass Ø 3/4"F; Pmax 25 bar; Tmax 100°C; WRAS approved

2901321

200002



Hose EPDM Ø 12x19,5 mm (sold by meter)
for hot water - not toxic - Pmax 10 bar - working temp. -35°C÷120°C

4002035

700460



Hose EPDM Ø 60x68 mm (sold by meter)
working temp. -35°C÷120°C; Pmax 6 bar

4002007

5505026

5505032

339055



Hose PE Ø 9x12x1000 mm transparent

5101666

516977



Rubber feeder hose 3/4" L=2500 mm
straight connection + 90° plastic connection; nylon ring nut Ø 3/4"F; hose Ø 13x18 mm; Pmax 10bar Tmax 60°C

4002060

Water conditioning**586441**

Water softener Osmosi RoMatik 210
200/240V 50Hz
Tmax. +25°C; 210 l/h

5101622

586442

Water softener Osmosi RoMatik 420
200/240V 50Hz
Tmax. +25°C; 420 l/h

5101623

325024

Refil filter cartridge Profine blue (small)
capacity 15000 lt

3000591

341414

Filters [Kit]

5101446

582514

Acide citrique pour décolmatage CitRo
(200g)

30002054

Drain components

316521



Mediamat Cyclo device

61005184

316750



Overflow pipe Ø 37x220 mm

2904250

61004192

340501



Drain manifold Ø 120xh88 mm
rubber holder Ø 16 mm - Ø 24 mm

61005186

341196



Drain plate Ø 1" 1/2 H=43 mm
overflow pipe housing Ø 39 mm

2904212

340128



Drain plate Ø 109 mm H=61 mm
overflow pipe hole Ø 71/34 mm; flat gasket Ø
80x102x2 mm

61006178

339594



Pipe fitting 90° Ø 23 mm [Kit]
with nut and o-ring 3,00x30,00 mm

70010803

Filters

317508



Water filter 3/4"
Ltot=143 mm

80002153

80004911

340130



Intake filter Ø 72 mm

62001956

340827



Filter basket 280x100x105/150 mm

61006262

Transmission components

584843



Rod with magnet Ltot.=177 mm

70008914

341217



Control rod with magnet Ø 12 mm -
L=157 mm

70300346

585481



Eccentric Ø 79x18 mm
D78 X18

70006680

339686



Chain link

2810037

339165



Chain (sold by meter)

2810038

Finger Links

339713

Finger link
dim. 53x4x46,5 mm

70010601

339746

Guide 114x20x9 mm

70300162

339704

Roller Ø 8x35/49,5x21 mm

3501065

71003455

340149

Sliding rail 25x129x12 mm

70006679

339485

Bracket 150x20x1,5 mm
holes Ø 8 mm; distance between holes 130 mm

71001967

339866

Ball bearing support
dim. 140x40x20 mm; holes Ø 20 mm

70300295

339909

Guide 100x20x9 mm

70006550

Small Mechanical Parts

339147



Seeger Øint. 6x1 mm

71002952

339544



Bushing Ø 8x10x10 mm

70200405

339273



Bushing Ø 14,4x22/32x11 mm

60003943

334291



Wedge 6x6x20 mm [10 pcs]

2610300

439006



Wedge 6x6x25 mm - INOX

70002435



Hexagonal nut self-locking

- 349349** M3
- 362938** M4
- 584320** M5
- 438438** M6
- 322630** M8



Hexagonal nut INOX

- 362940** M4 H=3,2 mm
- 337045** M5 H=4 mm
- 200250** M6 H=5 mm
- 585480** M8 H=4 mm
- 358188** M8 H=5 mm
- 349283** M8 H=6,4 mm
- 390391** 1/2" H=5,5 mm
- 358115** 3/4" H=5 mm
- 339838** 3/4" H=10 mm
- 339269** 3/8" H=5,5 mm

519321



Hexagonal Flanged nut M5 INOX

2101310

310306



Double wire clamp Ø 7,8÷8,3 mm

2802348

339353



Hose clamp Ø 62÷82/12 mm - INOX

2802120

2802137

30002614



Hose clamp INOX

- 438480** Ø 12÷22/9 mm
- 324768** Ø 23÷35/9 mm
- 441699** Ø 25÷40/9 mm
- 438464** Ø 32÷50/9 mm
- 359703** Ø 25÷40/12 mm
- 438463** Ø 50÷70/12 mm

Small Mechanical Parts

339188



Grub screw M6x8 mm

2030304

364457



Flat washer M8 Ø 8,5x15,7x1,4 mm INOX

2201303

358090



**Grub screw 8x12 mm
conical tip**

2030301

339166



Screw M5x16 mm

2010307

339037



Circlips round wire Ø 18,6x22,5x2 mm

2310306

339125



Hexagonal head screw M4x25 mm - INOX

2001020

339500



Tank water inlet [Kit]

61005339

501694



Hexagonal head screw M6x10 mm

2010232

30002732

432395



Flat washer Ø 5,3x15x1,2 mm

2205301

339170



Hexagonal head screw M10x16 mm

2001352

Small Mechanical Parts

339134



Sheet metal screws L=35 mm

3101118

339042



Screw Ø 3,9x11 mm

2020310

30001003

30011208

339105



Thread-forming screw for plastic PTØ
5x9,5 mm

2017304

Bearings

341365



Support with ball bearing Ø 20xh31 mm
dim. 112x60,5 mm

2801026

2801027

70011769

Lockings

316547



Spring Closure

70008012

Boilers**341574**

Boiler 4 Heating element Ø 180x387 mm
[Kit]
MTF; MTR; STR

70008915

340301

Blind flange Ø 60 mm

60002787

340399

Boiler filling tube Ø 10x12 mm - Ø 11x13 mm
dim. 85,5x77 mm

70004643

339469

Clamping ring Ø 12x14/15x10 mm

2907300

339551

Nut G1/2" for pipe Ø 12 mm
CH24

2907201

Safety groups

341030



Flow controller 1÷3,5 L/min
L=80 mm; 3/4" M; rubber holder Ø 14 mm

30000272

341253



Flow controller 1÷3,5 L/min [Kit]
L=175 mm; 3/4" M; rubber holder Ø 14 mm;
tube Ø 13x19x2000 mm

30000213

341251



Flow regulator 2-8 lt/min.
L=176 mm; rubber holder Ø 14 mm; PB 10bar;
TB 130°C

30013323

70010787

70011176

339780



Rubber hose

60002453

Slide Ways - Shelf Supports

501911



Connecting rod L=435 mm

70008989

501910



Connecting rod

70008990

Slide Ways - Shelf Supports

585564



Connecting rod L=435 mm - MTR

70008977

501912



Connecting rod

70008978

Printed Circuit Boards

543920



Printed Circuit Board
dim. 175x260 mm- UC-L; UC-M; UC-XL

30014178

341620



Control panel LCD 5,8" touch
MTF; MTR

70010339

341569



Printed Circuit Board MT/Slave ver. 2,5
dim. 160x245 mm - MTF; MTR

3105155

341057



Bus cable L=1240 mm [Kit]

65005466

341600



Programme control pcb STR/F
dim. 245x160 mm

70300599

339813



Display support L=255 mm

60003350

341518



Printed Circuit Board
dim. 200x50 mm - GS 202; GS 215; GS 302;
GS 310; GS 315; GS 402; GS 502; GS 515;
GS 630; GS 640; GS 650; GS 660; STR

3124222

340394



Mounting plate

60003660

341057



Bus cable L=1240 mm [Kit]

339813



Display support L=255 mm

Probes

316555



Temperature probe
cable L=1000 mm

3125044

80003803

316562



Temperature probe NTC M10x1
bulb Ø 8,4x22 mm; cable L=1650 mm

71002591

340567



Temperature sensor 0÷100°C [Kit]
dim. 49x22x12,5 mm

30000126

340112



Leakage sensor
pcb 26x26 mm

30000857

Inverter and motor controls

341615



Inverter VFS11 1 phase 200/240V 50/60Hz
8,9/7,5A
output 3 phase 200/240V; 0,5/500Hz; 4,8A;
1.8kVA

3113204

341613



Inverter 1 phase 750W 200/240V 50/60Hz
[Kit]
output 18kVA; 4,8A

30008065

Inverter and motor controls

543911



Inverter 650W 200-240V 50/60Hz 5A [Kit]

30013886

Membranes

340656



Membrane keypads 50x180 mm
STR

3124280

Gaskets for dishwashers

582721



Door gasket L=1100 mm

4004006

341032



Door gasket 785x590 mm

70008689

O-rings



O-ring

322187	1,00x10,00 mm EPDM
339048	1,50x12,00 mm EPDM
337070	1,78x11,11 mm EPDM
337098	1,78x15,60 mm EPDM
317704	2,00x6,00 mm NBR
339118	2,00x10,00 mm EPDM
339160	2,00x13,00 mm NBR
339114	2,50x10,00 EPDM
582099	2,62x7,59 mm EPDM
357929	2,62x28,25 mm EPDM
339154	3,00x20,00 mm EPDM
400553	3,50x21,00 mm NBR
582908	3,00x24,00 mm EPDM
339179	3,00x26,00 mm EPDM
331873	3,00x51,00 mm EPDM
324654	3,00x56,00 mm EPDM
344949	3,00x60,00 mm NBR
339905	3,00x78,00 mm EPDM
357961	3,53x20,22 mm NBR
416082	3,53x91,67 mm NBR
339339	4,00x27,00 mm NBR
357963	3,60x23,00 mm NBR
459662	4,50x29,50 mm EPDM
339258	6,00x34,00 mm EPDM
317518	6,00x46,00 mm
316553	7,00x43,00 mm EPDM
339232	7,00x60,00 mm NBR

Adhesive Gasket

339482



Adhesive insulating tape L=10000x9x2 mm

30001091

Flat gaskets

339090



Flat gasket Ø 10x18x1,5 mm - Fiber

2703003

582905



Lip gasket Ø 26x35,5x2 mm

2701003

Dishwashing Baskets

586080



Basket 500x500xh100 mm - for cups and glasses

60209

586120



Basket 500x500xh100mm - for cutlery

60208

586373



Container cutlery 110x110xh130 mm

60130

586119



Basket 500x500xh100 mm - plastic 18 dishes or 12 soup plates

60205